

Selected Radionics Charts From the Book:

A Fun Course in Beginning Radionics Third Edition

by "Pennsylvania Pete" Radatti 24 December 2016

The book used to create this extract is available from Amazon.com
Prices are localized into local currency for each country Amazon sells in.

Black & White Imprint \$14.00 USD *Prime Shipping*
ISBN-10: 1542419972 ISBN-13: 978-1542419970

Color Imprint \$39.99 USD *Prime Shipping*
ISBN-10: 1533615470 ISBN-13: 978-1533615473

Kindle Ebook \$6.99 USD *Match Book* \$0.00*
ASIN: B01NBW7TAF Available in Kindle Unlimited Lending Library
*- Match book provides Kindle discounts for paperback purchasers.

This document \$0.00 USD *Internet Download*
This document is made available for free as a pdf download from several Internet sites.

Please provide book reviews on amazon.com, either positive or negative!

This extract is intended for students who own the book and want to keep their copy of the book unmarked by the exercises. Extract © Copyright 18 January 2017 by Peter V. Radatti. All rights reserved under United States law and International law, including, but not limited to, the Berne Convention. Permission granted to copy for educational purposes, provided that the copy is provided at no cost other than reasonable copy charges. Copy must be intact, whole, and carry this copyright notice. This work is not in the public domain.

This document is 78 pages. Page numbers in this extract are arranged in ascending order and correspond to the page number in the paperback book. They are not sequential. (Pages are: 3 pages of cover, 2, 91-93, 124-125, 154, 158-173, 175-183, 189, 190-230, 267)
I hope you enjoy the book and this complementary extract.



All ▾

Acclaimed films - Stream

Departments ▾

Browsing History ▾

Peter's Amazon.com

Today's Deals

Hello, Peter

Account & Lists ▾

Orders

Pri

Books

Advanced Search

New Releases

Best Sellers

The New York Times® Best Sellers

Children's Books


Textbooks

Textbook F

Books > Religion & Spirituality > Occult & Paranormal

A Fun Course in Beginning Radionics Third Edition: Mirac... and over one million other books are available for Amazon Kindle. Learn more

Share



Flip to back



See all 2 images

A Fun Course in Beginning Radionics: Miracles in the palms of your hands (Mastering Radionics Series) (Volume 1)

Paperback – January 8, 2017

by Peter V. Radatti (Author)

Be the first to review this item

See all 3 formats and editions

Kindle \$0.00 <small>kindleunlimited</small>

Paperback \$14.00

This title and over 1 million more available with Kindle Unlimited \$6.99 to buy

1 New from \$14.00

This is the third edition of the book. The second edition is still available as a Kindle book. The second edition is 43 pages while the third edition is 268 pages. Everything in the second edition is included in the third edition.

Please note that the b&w version of the third edition is \$14.00 while the color is \$39.99. The Kindle version is \$0.00 and is available under Deal Match. [Read more](#)

[Report incorrect product information.](#)



The Amazon Book Review
Author interviews, book reviews, editors picks, and more. [Read it now](#)

Buy New

Qty: 1 ▾

Save an extra \$7.00
Kindle Edition inste

FREE Shipping for
once available Deta

In Stock.

Ships from and sold
Gift-wrap available.

[Add to List](#)

[Turn on 1-Click ord](#)

Want it tomorrow,
within 8 hrs 54 min
Same-Day Deliver
[Details](#)

Ship to:




Peter V. Radatti - C
19428

[Add to List](#)

[Add to your](#)

Have one to sell?

Customers Who Bought This Item Also Bought



A Fun Course

in Beginning

RADIONICS

by "Pennsylvania Pete" Radatti

Miracles in the palms of your hands

You will find this book when you are ready to find this book

Third Edition

I - IMPORTANT LEGAL NOTICE. PLEASE READ.

DISCLAIMER

This book is being presented to the reader for informational purposes only. It is meant to assist the general public in learning about the esoteric and spiritual matters utilized in the practice known generally as Radionics, or Radiesthesia. Nothing in this book is intended to serve as legal, medical, scientific, or spiritual advice in *any* matter; it is for educational purposes *only*. Each reader will and must draw their own unique conclusions about the material presented in this book, and if the reader attempts to implement said material, that is entirely their responsibility.

The information provided in this book is designed to provide helpful information on the subjects discussed. It is *not* meant to be used, nor *should* it be used, to diagnose or treat any medical condition; this is the sole purview of your physician. The publisher and author are not responsible for any specific health or allergy needs that may require medical supervision and are not liable for any damages or negative consequences from any treatment, action, application, or preparation to any person reading or following the information in this book. References are provided for informational purposes only and do *not* constitute endorsement of any websites or other sources. Readers should be aware that the websites listed in this book may change.

This book is not intended as a substitute for the medical advice of physicians. The reader should regularly consult a physician in matters relating to his/her health and, in particular, with respect to any symptoms that may require diagnosis or medical attention. If you think you may be suffering from any medical condition, you should seek immediate medical attention. You should never delay seeking medical advice, disregard medical advice, or discontinue medical treatment because of information in this book.

Without prejudice to the generality of the foregoing paragraph, we do not represent, warrant, undertake or guarantee:

that the information in the book is correct, accurate, complete or non-misleading;

that the use of the guidance in the book will lead to any particular outcome or result; or

in particular, that by using the guidance in the book you will have any result.

If a section of this disclaimer is determined by any court or other competent authority to be unlawful and/or unenforceable, the other sections of this disclaimer continue in effect. If any unlawful and/or unenforceable section would be lawful or enforceable if part of it were deleted, that part will be deemed to be deleted, and the rest of the section will continue in effect.

Using ROSP, Version 1.00

To use ROSP, Version 1.00, place the jar with the gems into the Witness Well. Set all banks to zero and switch off. Power up the system and arrange the following settings; Potentizer Off, Pulser Off, Timer normally set to Bypass. **Set one bank to 0-100 and turn it on.** Scan for the amount of time to broadcast. Broadcast for the time indicated. When done, reset the system to the way you want it, remove the jar of gems, and you are ready to start. The program will stay in effect as long as the system power is on or 1 day (day/night cycle), whichever is less. Feel free to re-broadcast at any time your intuition feels it is necessary. As you can see from the rates below, there is nothing in ROSP that can harm you.

There are times when this procedure is not enough. This problem and solution is described elsewhere in this book but basically you broadcast the ROSP continuously to protect your work environment. You can do this without the use of a machine using a Radionics Power Pod, RPP. How to make a RPP is described elsewhere in this book.

Creating Your Own Copy of ROSP, Version 1.00

Get a jar of mixed crystals that fits into the Potentizing Well of your Radionics system. Set up the below-given rates on each bank and Stick for the potentization time on the Intensity Dial. Program each of the rates into the crystals. Once you are done, you can lock the crystals, or leave them open. If you leave them open, check them every time you use them for damage or corruption of program. Use Stick with the YES/NO question, "Has this program been damaged?" A program to lock crystals (and water) is given later in this book. If you modify your copy of ROSP, please rename it and use a version number of two or higher.

If you look elsewhere in this book, you will find a section that shows, in detail, how to manage rates, banks, and timers. That example uses the ROSP. You may want to review that section prior to creating your own copy.

ROSP-PVR Version 1.00

25-27.5	Prepare operator for maximum effectiveness in operating unit and results of operating unit with harm to no one.
27.75-38.75	Prepare unit for proper operation and maximum effectiveness of results with harm to no one.
38.5-58	Clear area of all bad and protect area during operation with harm to no one.
16.1-35 & 3.9-6.9	Install protective bubble of energy around system and operator that allows good energy to flow in and bad energy to flow out but does not allow bad energy in, with harm to no one.
12.00-22.00	White Light
35.5-21.4	Kiss of God.

29.75-6.1 & 2.9-2.5	Clear Witness Well of any impurities
23.9-24.75 & 31.9-11.9 & 9-0	Clear Potentizing Well of any impurities
32.6-33.6 & 16.5-12.9 & 20.25-21.5	Clear Stick Pad of any impurities
22.1-13.9 & 32-17 & 11.5-9.75	Ignore any impurities in Witness that may cause false values.
23.6-8.25 & 8.9-12.5	Enhance Stick for maximum effectiveness and correct answers
52.5-18.2 & 15-16 & 9-15 & 26.9-51.5	All rates entered on this system are modified to be "With Harm To No One".
19.75-11.5 & 37.4-17.5 & 17.75-23 & 31.1-21.25	Radionically Diagnose and Repair anything wrong with this unit.
67-27.5 & 31-35.9 & 14.2-27.7	Connect Radionics equipment to God.
59.9-65.5 & 63-50.75 & 89.9-72.5 & 32.9-45	Connect Radionics Operator to God.
60.5-59.5 & 34-49 & 49-24.1 & 42.5-40.6 & 40.5-33.5 & 43.2-54.5	Draw energy from God to power Radionics Operator.
64.5-49 & 33.9-57 & 33-65.4 & 48.5-73 & 37.8-41	Draw energy from God to power Radionics Device.
62-65.5 & 59.5-49.2 & 49-35.25 & 72.5-59.75 & 45-50 & 55.4-45.2	Seek divine protection from God during operation of Radionics device.
87.5-58.25 & 70.9-66 & 33.6-46.5 & 66.9-76	Do not allow Radionics Operator's personal life-force to be used in operation.
73-47.2 & 55.5-37 & 53.75-57.7 & 37.5-61.5	Do not allow false readings from minerals

**86.5-29.75 & 26.1-38
& 20-56.2 & 52-66.75
& 60.4-52 & 69.9-71
& 75-79.75** Do not allow false readings from environmental issues.

**44.9-17 & 11-15.5
& 17-15 & 22.9-18.6
& 12.75-15 & 24-27.5** Do not allow false readings from energetic issues.

Feel free to create your own ROSP to fulfill your needs. You may use the above rates as a base for your own system. Just as a matter of knowing what you are using, please name any ROSP after yourself. My initials are PVR so my ROSP would be ROSP-PVR Version 1.

Now that you have the ROS and ROSP, you need programs to use with them. After practicing Radionics for several years, you will notice that you are using the same rates over and over again as a base for whatever you are doing. You could consider these rates to be a program or subroutine. Store them in a jar of gemstones by potentizing, then combine or stack the jars to create new things. In general, all Radionics programs look something like this:

1. ROSP (in crystals when Radionics system first turned on)
2. Base Program (in crystals) You could use the library wrapper to manage this in 1 step
3. Other Programs (in crystals)
4. Customization for specific witness or task (rates or cold-scan)
5. Closing Program, if any (in crystals) (Lock)

Why would you do this? Simple; it saves time, reduces errors, provides consistency through standardization, and makes your life easier. For example, one of the base programs that you can use takes *me* 4 hours of continuous work and around 44 steps to create. Each step contains one or more rates or the potentization of something physical, such as the Bible or herbal material. Once these are stored in gems, I can then reproduce them by potentizing them into water* in about 20 to 30 minutes. In addition, instead of being tethered to the machine for 4 hours, I only have to start the potentization process, set the timer for the correct amount of time, and come back when it is done. This procedure/concept compresses many steps into one, and many hours into less than one, with no chance of errors. (*The "water" is actually a mixture of commercial distilled water, sugar, and a distilled drinking alcohol. See the section on Potentizing for details.)

Here is an example of how to use these concepts. Say you want to make the Saint Jude Blessed Water. You already have everything you need prepared. You turn on your radionics system and run the ROS with no witness. You will not need to run the ROS again until the next time you power cycle the system or the next day unless there is a problem as described elsewhere. You then add the water mixture to the Potentizing Well beaker and add the Saint Jude base program (as recorded in gems in a jar) into the Witness Well beaker. Use the Intensity Dial to figure out how many minutes you will need to copy. Let's say, it's 20 minutes. You don't need to check for phase, since the original gems were recorded with the correct phase. You want to make an *exact copy* of what was recorded, so set the phase to in-phase. Even if the gems were recorded as *out-of-phase*, copy them *in-phase*. Next, set the Potentizer Dial for the strength you want (normally, that is the top value), turn the Potentizer Switch to ON, and set the

automatically cuts any new cords. Ensure that you only cut cords that you want to cut. Cords to loved ones may be there to exchange energy as part of a loving relationship; however, you only have to instruct the blades to cut "bad" connections to ensure this.

4. Repeat as necessary. This may be often.

If the vampire is persistent, you will either have to keep a Radionics device running or use potentized materials, such as water, oil or skin cream, or potentized jewelry, to repulse them. Otherwise, you will need to defend yourself by counter-attacking them psychically in order to drive them away. Never attack anyone physically, since that is illegal.

Here is how to protect someone radionically from a psychic vampire:

You can continuously broadcast the protection program below or, even better, potentize it into water, oil, or jewelry. Please note that you will have to test for effectiveness against the specific type of vampire you are fighting. This should be good protection against most of them.

Vampire (and other energy drainers) Protection Version 1.0

Start with spiritual first aid:

- | | | |
|----|--|------------|
| 1. | KRT Cords, Release All
Needed cords reestablish themselves, so this is house cleaning. | 39.5-25.5 |
| 2. | KRT Affirmation, I am surrounded by a strong, white light,
I am protected from harm. You will need this, but it is not
complete protection from a vampire. | 18.5-38.25 |
| 3. | KRT Divine Protection | 48-58 |
| 4. | KRT Gem Obsidian, Deflect Negativity, protection, healing | 77.5-71.75 |
| 5. | KRT Italian Alder, protected peace | 70-62 |

Start the process of spiritual healing:

- | | | |
|----|---|-----------------|
| 6. | PVR Kiss of God | 35.5-21.4 |
| 7. | PVR To stir the chi in the body. Vampire attacks can cause blocks. | 23-23.6 |
| 8. | PVR Install protective bubble of energy around witness that
allows good energy to flow in and bad energy to flow <i>out</i>
but does not allow bad energy <i>in</i> , with harm to no one.
This is not a total answer because the vampire is taking your
good energy out. | 16.1-35,3.9-6.9 |

Prevent it from happening again:

- | | | |
|----|---|-------------------------|
| 9. | PVR Install a very sharp, spinning, outer bubble of protection around
other bubbles of protection that can cut any unwanted cords or | 77.5-66.6
& 10-13.25 |
|----|---|-------------------------|

	attachment that are drawing energy from witness. Notice: This only eliminates unwanted cords, so if you are in love with the vampire (common), you will need to decide what you are going to do. There are healthy cords that exchange energy, so you want those to reestablish themselves. This bubble is not 100% protection by itself.	& 21.5-26.25 & 36.5-20.6 & 20.5-45.8
10. PVR	Forcefully and continuously break any cords that draw unhealthy amounts of life-force energy. Notice: This is different from #9 in that acts as a circuit breaker. There are times you may want to give energy but not at the cost of your spiritual health.	12.5-47 &17.5-34.75it &69.25-50.4 & 31.75-35 & 39.5-63 & 64.5-82.6 & 38.5-59.4
11. EAA	Ho'Oponopono Prayer	51.75-97 & 14-12.25 & 82.75-39
12. PVR	Become repugnant to vampires This is a difficult one to implement, therefore the large number of rates. In addition, this is not proof by itself. It will make the target repugnant in the same way that cooked liver and spinach is repugnant to some small children. Be exact when setting the rates. You may break up the rates into batches, but they are all one rate. If you break them up, rescan time for each batch.	50-23.9 & 23-33 68.9-58.1 & 27.26-5.25 27.8-73.4 & 23.8-12 36.5-38.4 & 15.6-16.5 57.1-44.75 & 14.5-91.2 45.2-27.2 & 48.75-22.9
<u>Reestablish proper and healthy connection to life-force:</u>		
13. KRT	Angelic Support, Connect with divine guidance	36.5-35.5
14. KRT	Attunement with God	21-37
15. KRT	Affirmation, Worthy of and joyously receive and use continuously an abundance of God's loving	26-28.5 & 25.5-10.5
16. PVR	Reattach to Universal Life-force / God. This rate is very useful for everything, not just Vampires. Everything in existence needs a connection to God. Ensure that the connection always exists. You can balance this rate.	98-71 & 35.5-22 20-5 & 3.25-22.5 50.8-98.25 & 65-54.4

Damage To Locked Jewelry

I have brought locked jewelry through airport x-rays and metal detectors (magnetic) without problem. They have no effect on them. There are a few things that can affect them even if locked. Low level persistent magnets attached to them might or might not affect them. You will have to dowse using Stick for each case. What this means is, do not add magnetic beads to a Radionics Bracelet unless you have checked it out first.

Things that have been proven to NOT AFFECT LOCKED GEM STONES are: sunlight, water, salt water, environment (indoor or outdoor), Airport X-rays and Metal Detectors, cleaners, soaps, food spills, sweat, oils, airline / train / car trips, shipping via mail or package service (USPS, UPS, FedEx, etc....), or closeness to home/office electronics, such as computers, televisions, radios. Basically there are a few things that can affect them, but only a few.

Lock Type 1 (No Password)

This lock allows the frequencies to be copied but not modified, unless they are unlocked. No password is needed. The lock is not copied. Items locked in this way can be run through an airport x-ray machine without damage.

Lock-1 water or oil rates (no password)	
Lock without password	22.25-14.75
Maintain potency:	&78-69.4 & 23-31.25
Seal and protect waters:	&13.5-21.9
Lock-1 gem stone rates (no password)	
Maximize the potency of all frequencies.	28.25-31.75
(Notes: Scan for appropriateness prior to use.)	& 14-72.25 & 8.5-27.75
(All 6 banks are one frequency.)	&12.5-50.25 & 49.25-42 & 43.6-16.6
Lock and protect stones without password	&37.25-11.5
Unlock-1 (Erase) - water or oil rates (no password)	
Unlock the potentized water or oil without changing the primary rates.	53-18 & 16-27.5 & 24-19.9 & 13.1-27.5 & 19.25-29.25
Unlock-1 (Erase) - gem stone rates (no password)	
Unlock potentized Prayer Stones (gems) without changing the primary rates.	68.5-22.6 & 28.75-20.6 & 66.9-34 & 33.5-38.4 & 57-33.5 & 32-34.5

Part IV--Martin's Longevity Protocol

Provided Courtesy of: Martin Lucas <http://subtleenergytech.com>

The work on the Embryonic Cell Cluster is fascinating. To use that section, put the ECC on one bank and then balance the components. The Power Factor of the ECC should be 800. If it is less than 640, the field is not strong enough for complete and correct balancing. If it is over 760, the field is strong enough to correct incomplete and incorrect balancing.

Note to Student: Not everything has to make sense, it only has to work. When you see that DNA is described as having layers, you may say that it doesn't have layers, it is a double helix. In this case, if you Google Search "layers of DNA" you will find that there are spiritual beliefs that there are twelve interdimensional layers to DNA. The same can be said for everything here.

Description	Rate		Optimal Value	Date	
				Initial	Final
General Vitality	09-49		>800		
White Light	12-22		= GV		
Aural Distortion	43-28		0		
Power Factor	76-10.5		800		
Chi	68.50-55.75		= GV		
Telomere Length (%)	51.75-43.25		100%		
Level of Consciousness	54-45.75		Max 1000		
% Aged	70-63.25		Low		
% Healed	57-66.25		100%		
Stored Entropy	63.9-32.00		0.00		
Life Expectancy	72.5-18.5		>150		
Health Level					
1	32.5-74.4				
2	41-50				
3	65-40				
4	90-50				
5	71.75-50				
6	14-45.25				
Fear	26-45.13		0		
Shame	10.5-19		0		
Energy Parasites	50.75-63		0		
Crystallized Emotions	52.25-96.50		0		

Emotional Efficiency	66.25-45		100%		
Death rate male	54-27				
Death rate female	54-19				
Scalar Resistance	10-20.2				
Balancing Protocol					
Create Workspace	57.50-56	63.60-54.40	N/A		
Access the Hologram	24.25-39		N/A		
Unconditional Love	33-33.50		= GV		
Compassion	60-72.50		= GV		
Transmute Scalar Resistance	(93-80)(20-20)				
Desire to Heal	38.25-7.5		= GV		
Blocks to Healing	41.75-56.25				
Emotional Blocks to Healing	60.5-97				
Physical blocks to healing	95-30				
Spiritual blocks to healing	3-87				
Biological Retention	52.25-60.25	93.25-11	= GV		
Sacred Space	100-38	100-52	N/A		
Balance Chakras	90-62		N/A		
Balance Meridians	89-98		N/A		
Remove Curses	67.25-71.75	53.75-53.25	0		
I love myself	22.60-42				
I love my body	94.25-61.75	80.5-52.50			
White Light	12-22		= GV		
Transmute Fear into Enlightenment	(69.50-22.75)(67.75-59)		0		
Aural Distortion	43-28		0		
Defragment the Hologram	56.50-30		0		
Defragment Life Program	51-45.75		0		
Reactivate Divine Blueprint	{(69.90-27.50)(46.50-66.40) (46.25-69.50)}		= GV		
Learn Soul Lessons	60.4-63.5				
Negative Patterns of Attraction	40.50-21.50		0		
Manna	93.50-66	69.75-50.75	= GV		
Manifest Chi	80.50-92.75		N/A		
Assembly Point					
AP Orientation	73.50-78	74-39.50	>800		
AP Location	48-31.50	39.50-77.75	>800		

AP Phase	59.50-82.50		>800		
Platonic Solids					
Tetrahedron	57.25-27		>800		
Hexahedron	92-99		>800		
Octahedron	55-49.50		>800		
Dodecahedron	20.75-93		>800		
Icosahedron	44.75-79		>800		
Icositetrachoron	93.50-79.25		>800		
Icosahedron-Pentagonal-Dodecahedron	56-60.75	74-87.50	>800		
Phi (Golden Ratio)	88.50-85.25		>800		
Archimedean solids					
Cuboctahedron	34-37.25				
<u>Icosidodecahedron</u>	28.50-95.50				
<u>Rhombicuboctahedron</u>	95.50-18.25				
<u>Rhombicosidodecahedron</u>	54.50-29.50				
<u>Rhombi truncated Cuboctahedron</u>	6.25-90.25				
<u>Rhombi truncated Icosidodecahedron</u>	52.50-45				
<u>Snub Cube</u>	77.50-83.25				
<u>Snub Dodecahedron</u>	97-50				
<u>Truncated Cube</u>	47.25-63.25				
<u>Truncated Dodecahedron</u>	83-81				
<u>Truncated Icosahedron</u>	13-92				
<u>Truncated Octahedron</u>	54.50-51.50				
<u>Truncated Tetrahedron</u>	70.50-77.25				
Spirits					
Spirit of Fear	53-53.30	48.20-60.30	0		
Spirit of Love	87.20-59.50	52.75-43.40	>800		
Spirit of Shame	36.75-55.75	38.25-57	0		
Unity with Spirit	49.75-45.50	37.75-87.50	>800		
Spirit of Grief	76.75-46	70-47.75	0		
Spirit of Love	87.20-59.50	52.75-43.40	>800		
Spirit of Greed	69.80-53.40	45.60-37	0		
Spirit of Love	87.20-59.50	52.75-43.40	>800		
Spirit of Sickness	41.75-40.75	59-23.50	0		

Spirit of Health	71.80-5.5	95.5-53.50	>800		
Spirit of Water	58-54	20.75-53	>800		
Spirit of Death	67.9-43.4	66.5-67	0		
Spirit of Life	41-41	30.25-96.75	>800		
Spirit of Poverty	70.25-80	53.50-26.75	0		
Spirit of Limitation	52.50-15	37.25-54.50	0		
Spirit of Jealousy	17-2.5	95.5-19.50	0		
Spirit of Prosperity	53.50-18.75	33.25-75.75	>800		
Welcome Nature Spirits	48.40-31.50		>800		
Energy Cords and Connections					
Connect to Optimal Vivaxis:	23.50-86.40		>800		
Disconnect from non-optimal Earth Connections:	55.20-38		0		
JU5N	69.41-39.45		>800		
Masculine Cords (to Sun)	62.25-32.50		>800		
Feminine Cords (to Earth)	32.75-60		>800		
Connection to Source	69.50-13		>800		
Energize the Energy Cords	74-71		>800		
Soul Retrieval	64.20-33.80		>800		
Soul Coordination	36.75-76		>800		
Spirit-Body Compatibility	38.50-32.50		>800		
Soul Crystal Downloads	55.25-11.5		>800		
Embryonic Cell Cluster	49.2-46.65		>800		
Love	33-33.50		>800		
Transmute Emotions	60.25-82.50		N/A		
Life-force	(29.6-90.4)(66-70)(57-34)		>800		
Cell Wall Inflammation	51.10-73		0		
Chronic Inflammation	58.50-100		0		
Inflammation	55-100		0		
Congestion	40-100		0		
Virus. Parasites	2-100		0		
Poison in Vaccine	28.25-49.25		0		
Poison in Metal	48.75-48.75		0		
Poison in Chemical	49.25-49.25		0		
Poison Absorbed	62.50-18.50		0		
Somatid 1	25.50-41.50		= GV		

Somatid 2	37.50-26.50		>Somatid1		
Somatid 3	36.50-31.25		>Somatid2		
Somatid 4	37.50-41.50		0		
Corrupt Data	69-53.50		0		
Virus	49.50-46.75		0		
Remove Energy Blockages from ECC	64-81.80		N/A		
Restore ECC	51.48-57	68.49-51	N/A		
Transmute Toxins to ectoplasm	56.75-71.50		N/A		
Transmute Unhealthy Tissue to Ectoplasm	35-7	78.50-95	N/A		
Transmute Energy Parasites to Symbiotes	69.75-56	43.25-27	N/A		
Genes and Cells					
Stem Cell Factor	43.50-29		= GV		
Express Beneficial Genes	91.25-43	54.2-55.5	= GV		
Suppress Shame Codon	52.25-28.25		0		
Suppress non-beneficial genes	83.1-86.7	71.7-63.1	0		
Turn-off non-beneficial markers	70-57.75		0		
Turn-on beneficial markers	36-17.75		>800		
Unconditional Love	33-33.50		>800		
Cell Compatibility	69.25-41		>800		
Cell Spin	29-61.75		>800		
Non-beneficial water memory	65.25-31.25		0		
Optimal Water Structure	72.75-19.6	96.5-12.25	>800		
Reactivate Mitochondria	30.25-58.25		>800		
Regrow Telomeres	42.75-40	59.25-40	>800		
Correct Replication Errors	34-92	75.50-51			
Optimize Energetic Connections of Glands					
Pituitary	00-65		= GV		
Thyroid	13-6		= GV		
Parathyroid	81-86		= GV		
Thymus	20-59		= GV		
Pineal	01-28		= GV		
Adrenals	00-46		= GV		

Pancreas	00-89		= GV		
Testicles	17.50-7		= GV		
Ovaries	00-62		= GV		
Transmute Fear to Love & Remove Fear	45.25-51	63.25-34	N/A		
Transmute Fear into Enlightenment	69.50-22.75	67.75-69			
Transmute Crystallized Emotions into Love	60.25-82.50		N/A		
Negative memories	48.50-55.25		0		
Process Cellular Memory	70.50-51.50		N/A		
Non-beneficial archetypes	41-46	67.25-20.50	0		
Beneficial Archetypes	36.25-42.25		= GV		
Brain Command Center:	68-73.50		= GV		
Brain Chemistry	35-46.50		= GV		
Brain-blood flow	81.50-95		= GV		
Heart Electrical Field:	72.75-34		= GV		
Heart Magnetic Field:	62.25-34.25		= GV		
Heart Torsion Field:	79.75-71.25		= GV		
Heart Toroid Field:	58.75-51.80		= GV		
MerKaBa:	62.75-44.80		= GV		
Illusion of Unconsciousness	45.75-23.50		0		
Spirit-Limiting Implants	59.40-97.75	36-57.75	0		
Knowledge-Restriction Encoding	53.75-93.75		0		
True Nature	67.25-59		= GV		
Non-beneficial vows	35.75-40		0		
Ego/Spirit Ratio	74.75-80		10%		
Divine Purpose	18.75-61.25	52.75-95.50	= GV		
Resonance with the Source	81-59.25	33.20-50.80	= GV		
Ultimate Joy	70.21-64.25	23.75-49.48	= GV		
Release Karma	58.25-76.25		N/A		
I AM Spirit	80.75-33.50		N/A		
Physical Immortality	(48.50-10.5)(18-98.75)(69.75-11)		= GV		
Syntropy (3 bank)	(29.6-90.4)(66-70)(57-34)		= GV		
ideal body /mind expression	145.5 – 100	68.7 – 190.7	= GV		

Conscious mind influence	126.6- 16.4		N/A		
Subconscious mind influence	91.9 – 16.4	82.9 – 4.6	N/A		
Reset all cellular receptors	140.9-52		N/A		
Karmic Life Lesson					
Learn to Love	32-73		= GV		
Learn to Listen	70-21.75		= GV		
Learn to Receive	33.50-85		= GV		
Learn to Love Yourself	54.25-69.50		= GV		
Learn to Speak your Truth	33.25-48		= GV		
Learn to avoid victimhood	64.75-73		= GV		
Learn to define yourself	75-52		= GV		
Learn to feed your own mastery	71-14.75		= GV		
Learn to love other humans	53.50-97		= GV		
Learn to accept responsibility	10.25-46.50		= GV		
Learn to reduce duality	54.25-11		= GV		
Learn to take care of yourself	16-83.50		= GV		
Learn lesson to be here	42.25-1.5		= GV		
Learn that you are clean	77.75-92.25		= GV		
DNA Layers (% active)					
Layer 1	35.25-43.25		100%		
Layer 2	64.75-78.50		100%		
Layer 3	43.50-19		100%		
Layer 4	68.50-2		100%		
Layer 5	39.75-98.50		100%		
Layer 6	73.75-40.25		100%		
Layer 7	7.75-6.75		100%		
Layer 8	49.50-68		100%		
Layer 9	5.5-99		100%		
Layer 10	55-75.25		100%		
Layer 11	89.25-21.75		100%		
Layer 12	52.50-81		100%		
Sacred Geometry					
Flower of Life	55.25-44.50	63.75-35.75	= GV		
Seed of Life	27-21.75	98-3.25	= GV		
Fruit of Life	55.25-67.50	84-23.75	= GV		

Egg of life	70-30.50	55-52.25	= GV		
6 Modes					
1. Parasympathetic	30.75-57.25		= GV		
2. Sympathetic	58.25-58.4		= GV		
3. Reversal	26.6-68		= GV		
4. Hidden	21.5-43.25				
5. Emotional	38.1-29		= GV		
6. Hormonal	15.25-87.6		= GV		
Ambrosia (food of the Gods)	61.00-68.50	96.50-44.50	= GV		
Coordinate Toroidal Spin	73-53.50		= GV		
Calcified Pineal Gland	32.50-56.75		= GV		
Universe Polar Knit	72-90.25	19.25-70.5	= GV		
DNA Tesseract	32.25-55.75	99-1	= GV		
Energetic Field Phase Alignment	32.75-77.75	56.60-7.5	= GV		
Manifest Bio-Photons	68-97.30				
Blood O2	100-100				
Stress	57.2-100				
Optimal Information Flow	82.50-98.25	49.50-5			
Optimize Information Flow	52-24	36-34.75			
My Body is perfectly healthy	55.75-92.50				
I Deserve to be Healthy	54-68.50				
Colors					
Dinshah Red	47.50-91.50				
Dinshah Orange	39.00-41.50				
Dinshah Yellow	29.00-49.00				
Dinshah Green	89.00-61.50				
Dinshah Blue	62.50-63.00				
Dinshah Purple	91.00-50.00				
White Light	12.00-22.00				
Mystery Color	22.00-68.00				
Energy Sleep Mode	27.50-24	51-32.20			

Information Sleep Mode	49.50-45.25	51-31.20			
Ho'Oponopono	(51.75-97)(14-12.25)(82.75-39)				
Coherence	(70.47-78.75)(99.7-42.6) (77.4-82.5)				
Purity	84.77-65.84				
Optimal Zero Point Toroid	75-10				
Dynamic Fractalization	93.50-3.5	70-84			
Bovis Energy	62-49	74.50-72.50			
Ideal Custody	22.50-56.50				
Ideal Malleability	91.25-83.75				
Consensus Reality	86-5	76.50-44.75			
Manifest Biophotons	68-97.30				
Stress	57.2-100				
Blood Oxygen	100-100				
Archon Immunity	55-61.50	33.50-57.50			
Optimize Exclusion Zones	98-21.50				
Rule of Right Hand Energy	23.3-81.75				
Rule of LH Beneficial Energy	20.15-87.45				
Decrease Non-Beneficial LH energy	37.2-92.25				
Rule of No Hand Beneficial	42.45-64.45				
Rule of No Hand Non-beneficial	38-90				
Unity	82.75-95.55	57.46-64.46			
Financial Prosperity	80-50	80-80			
Profitability	80-40				
Financial Health	50-90				
Financial Longevity	10-72	2-84			
Matrix Dampening Field	130-80.8	150.3-120.6			

Part V-- Soul Integration Repair Protocol (SIR)

THIS IS IMPORTANT! The Spirit creates the Astral Body. The Astral Body creates the Physical Body. There are a lot of steps involved, but we know that Information Transfer is a critical part of that process. To a certain extent, you can consider that the transfer method for information is a type of circuit. While not the entire process, this attempts to correct any damage to the transfer and control circuits of the Soul that build the Astral and Physical bodies. The Soul projects the Physical body; it does not occupy it. Explanation: Many people think that the physical body is like a jar, and it contains the soul. That is incorrect. The soul projects the physical body in much the same way that a movie projector projects an image. The physical body is just an extension of the soul, and a weak one at that. If you are attempting to balance these, you want as high an Intensity as possible, always much higher than GV. It is appropriate to put these rates in jewelry. In addition, check White Light and balance, if necessary, with Psychic Attack.

This is also one of the ways that demons and negative entities gain entrance to the Astral Body and the Physical Body. Repair of the damage at the entry points makes it very difficult for these entities to attack.

IMPORTANT NOTE: Any rate marked with an asterisk is an entry point for demons and negative entities. You must check, then triple check your settings. The rate needs to be checked often if psychic attack is suspected. The critical value of the RHD rate will be specified in each case. This rate must be exact. Since it is a critical rate, you should always check for appropriateness and harm to no one. Better safe than sorry. All potentization times will vary.

Soul-to-Astral

Soul-to-Astral Primary Information Circuit

This is 1 rate on 3 banks.

Potentize into gems for 6 minutes.

61.4-21.5 &
22.5-25.6 &
7.5-62.25

Soul-to-Astral Secondary Information Circuit

This is 1 rate on 4 banks.

Potentize into gems for 11 minutes.

38.9-9 &
58.75-78 &
66.75-17 &
17.5-28.4

Soul-to-Astral Third Information Circuit

This is 1 rate on 3 banks.

Potentize into gems for 37 minutes.

33.9-87.6 &
52-70.4 &
22-60.5

Soul-to-Astral Fourth Information Circuit

This is 2 rates on 5 banks. The first rate takes 2 banks. The second rate takes 3 banks.

Potentize the first rate into gems for 14 minutes. 100-49.5 &
16-17.6

Potentize the second rate into gems for 21 minutes. 34.5-14.9 &
71.4-37.75 &
57.75-35.75

Soul-to-Astral Fifth Information Circuit

This is 3 rates on 11 banks.

Potentize the first rate into gems for 32 minutes. 30.5-88 &
97-90 &
16.5-15.5

Potentize the second rate into gems for 42 minutes. 90.25-62.7 &
56-59.25 &
97.75-76 &
16.5-23.9 &
28.75-98.9

Potentize the third rate into gems for 13 minutes. 28.75-99 &
14.5-18.75 &
15.1-17.5 &
13.25-17.25

Soul-to-Astral Sixth Information Circuit

This is 1 rate on 3 banks.

Potentize this rate into gems for 16 minutes. 39.5-33 &
11-13 &
37.75-39

Soul-to-Astral Seventh Information Circuit

This is 1 rate on 5 banks.

Potentize this rate into gems for 25 minutes. 82.4-30.75 &
13-52.25 &
12.5-38 &
20.25-12.75 &
27.8-12.4

Soul-to-Astral Eighth Information Circuit (CRITICAL RATE)

This is 2 rates on 6 banks. (CRITICAL RATE)

Potentize the first rate into gems for 9 minutes. 24-28.75 &
13.75-45.75 &
27.75-29 &
9-25

Potentize the second rate into gems for 5 minutes. **IMPORTANT NOTE:** This rate is one of the entry points for demons and negative entities. This rate needs to be checked often if psychic attack is suspect. The critical value is the RHD rate of 14.5.

14.9-14.5 &
15.75-6.6

Soul-to-Astral Ninth Information Circuit

This is 3 rates on 4 banks. (CRITICAL RATE)

Potentize the first rate into gems for 13 minutes.

44-56.1 &
28.5-28

Potentize the second rate into gems for 10 minutes.

43.25-39.9

Potentize the third rate into gems for 7 minutes. **IMPORTANT NOTE:** This rate is also an entry point for demons and negative entities. This rate needs to be checked often if psychic attack is suspect. The critical value is the RHD rate of 12.5

38.4-12.5

Soul-to-Astral Tenth Information Circuit

This is 4 rates on 4 banks. (CRITICAL RATE)

Potentize the first rate into gems for 14 minutes.

78.1-30.25

Potentize the second rate into gems for 16 minutes.

74.25-39.9

Potentize the third rate into gems for 13 minutes.

24.25-26

Potentize the fourth rate into gems for 18 minutes. **IMPORTANT NOTE:** This rate is also an entry point for demons and negative entities. This rate needs to be checked often if psychic attack is suspect. The critical value is the RHD rate of 15.2.

37.5-15.2

Astral to Physical

Astral To Physical Primary Information Circuit

This is 3 rates on 7 banks. (CRITICAL RATE)

Potentize the first rate into gems for 19minutes.

53-38 &
19.5-13.4

Potentize the second rate into gems for 15 minutes.

88-44.75 &
25-68.25

Potentize the third rate into gems for 6 minutes. **IMPORTANT NOTE:** This rate is also an entry point for demons and negative entities. This rate needs to be checked often if psychic attack is suspect. The critical value is the RHD rate of 14.6

34-14.6 &
34-18.25 &
19.5-35.25

Astral To Physical Secondary Information Circuit

This is 3 rates on 3 banks.

Potentize the first rate into gems for 4 minutes. 15.1-42

Potentize the second rate into gems for 11 minutes. 54.5-10.25

Potentize the third rate into gems for 20 minutes. 42-22.75

Astral To Physical Third Information Circuit

This is 3 rates on 3 banks.

Potentize the first rate into gems for 19 minutes. 49.25-31

Potentize the second rate into gems for 16 minutes. 43.5-35.75

Potentize the third rate into gems for 19 minutes. 22.75-31.5

Astral To Physical Fourth Information Circuit

This is 3 rates on 5 banks.

Potentize the first rate into gems for 17 minutes. 34.25-8.5 &
9.5-94 &
51.25-44.5

Potentize the second rate into gems for 17 minutes 97.5-38.25

Potentize the third rate into gems for 13 minutes. 24.4-38.6

Astral To Physical Fifth Information Circuit

This is 3 rates on 5 banks.

Potentize the first rate into gems for 9 minutes. 58.4-33.6 &
18-21 &
15.1-13

Potentize the second rate into gems for 11 minutes. This is an important rate (RHD) but it is unknown why. 41-27.9

Potentize the third rate into gems for 13 minutes. This is an important rate (RHD) but it is unknown why. 26.5-18.7

Astral To Physical Sixth Information Circuit

This is 2 rates on 4 banks.

Potentize the first rate into gems for 16 minutes.

46.75-38.4 &
35.5-26.75 &
25-19.75

Potentize the second rate into gems for 19 minutes. Time will vary. This is an important rate, especially the RHD value of 13.25, but it is unknown why.

25.7-13.25

Astral To Physical Seventh Information Circuit

This is 2 rates on 4 banks.

Potentize the first rate into gems for 8 minutes.

26.6-17.5 &
8.5-14

Potentize the second rate into gems for 11 minutes.

27.1-21.9 &
13.25-30.25

Astral To Physical Eighth Information Circuit

This is 2 rates on 3 banks.

Potentize the first rate into gems for 15 minutes.

70.4-66 &
17.5-45.5

Potentize the second rate into gems for 13 minutes.

35-36.75

Astral To Physical Ninth Information Circuit

This is 4 rates on 7 banks.

Potentize the first rate into gems for 20 minutes.

32.5-13.25 &
20-5.25

Potentize the second rate into gems for 22 minutes.

17.4-27.6
19-19.25

Potentize the third rate into gems for 29 minutes. This is an important rate, especially the RHD value of 7.5, but it is unknown why.

27.5-7.5 &
16.5-10.75

Potentize the fourth rate into gems for 11 minutes.

31.25-15

Astral To Physical Tenth Information Circuit

This is 2 rates on 3 banks.

Potentize the first rate into gems for 28 minutes.

34-27.5 &
19-25.75

Potentize the second rate into gems for 23 minutes.

22-23

Soul-to-Astral-to-Physical Basic Structure

There is basic information that defines an Astral and Physical body. Without this basic information, an Astral body would not be an Astral body; it would be something else. If this information becomes damaged, then it must be repaired. These rates are for humans only. The Soul, also known as the Spirit, is. It exists in perpetuity. It cannot be truly damaged, but it *can* collect negative stuff that does not allow it to project properly. Think of this process as burying a light in dirt. It is still bright, but no one can see it under all the dirt. If the dross on your soul is severe enough, then you just wouldn't exist because you could not project the next level toward a physical body. Without a Soul, everything else is moot. The fact that you exist at this physical level is proof that your soul exists. To understand this, I draw upon the parallel Christian concept of original sin or the Buddhist concept of inherited karma. We will attempt to clean the Soul, but very gently. We cannot destroy or modify the Soul, but we don't want to add any dirt, either. The Soul projects the Astral Body. The Astral Body projects the Physical Body. The information flow is bi-directional! Your physical body is much more of a projection than a container.

Information that defines the basic structure of an Astral Body

This is 3 rates on 7 banks.

Potentize the first rate into gems for 10 minutes.

9.5-23.9 &
7-17

Potentize the second rate into gems for 7 minutes.

22.5-10 &
4.5-9.4

Potentize the third rate into gems for 10 minutes. This is an important rate, especially the RHD values of 18 and 14.4, but it is unknown why.

17.3-18 &
18.5-14.4 &
16.5-20.25

Information that defines the basic structure of a Physical Body

This is 1 rate on 5 banks.

Potentize this rate into gems for 29 minutes.

11.5-15.5 &
12-18.5 &
12.5-50 &
16.5-100 &
25.9-30.25

Removal of Information that Does Not Belong in/on the Soul

This is 1 rate on 4 banks

Potentize this rate into gems for 18 minutes.

37-29.1 &
16.5-21.9 &
14.5-37 &
43-37.5

Removal of Information that damages the transfer of information from the Soul to the Astral Body

This is 1 rate on 7 banks.

Potentize this rate into gems for 11 minutes.

68.4-46 &
26-24.1 &
19.5-30.5 &
20.3-22.25 &
74.5-34 &
31.1-25

Removal of Information that Does Not Belong in the Astral Body

This is 2 rates on 4 banks.

Potentize the first rate into gems for 14 minutes.

20.75-24.5 &
28.1-11

Potentize the second rate into gems for 7 minutes.

28.6-30.75 &
13.5-11

Removal of Information that damages the transfer of information from the Astral to the Physical Body.

This is 5 rates on 7 banks.

Potentize the first rate into gems for 20 minutes.

44.5-12 &
19-15

Potentize the second rate into gems for 18 minutes.

39.5-16.5 &
25.9-85.4

Potentize the third rate into gems for 18 minutes. The RHD value of 24.75 and the 18 minutes are critical values but it is unknown why. Pay close attention to the value while potentizing.

16.9-24.75

Potentize the fourth rate into gems for 8 minutes. The RHD value of 9.2 is critical but it is unknown why.

71.9-9.2

Potentize the fifth rate into gems for 18 minutes.

31-77.25

I do not consider this chart to be complete. I believe that there are more circuits and information flow systems that need to be discovered; however, this is a good start toward this work. Everyone is welcome to continue the process.

Part VI--Radionics Charts Provided by Ed Kelly

www.kellyresearchtech.com Copyright 2012, Kelly Research Technologies, Inc.

This information compiled for *experimental agricultural research only*, and is not intended for use with humans. If medical or mental health care is needed, please visit a licensed professional. You can find printable versions of these charts, and more, on the KRT website. See URL above.

One of the reasons these charts are presented is to give you firsthand experience looking at professional charts. They look very different than the charts I prepared for you in this book. Professional charts are designed for professionals. My charts are designed to learn.

Charts used with permission.

They include:

Psychic Attack--pages 1 & 2

The ACES Worksheet – Aura, Chakra, Elimination, and Support

Water Analysis—General Properties & Trace Mineral Balance

Soil and Plant Analysis—pages 1 & 2

Animal Analysis Worksheet—pages 1 & 2



Psychic Attack

This information compiled for experimental agricultural research only and is not intended for use with humans. If medical or mental health care is needed, please visit a licensed professional.

Name:	Sex:			Project Intent:			
Animal Type:	Age:						
Description	Left	Right	Left	Right	Reading	Reading	Reading
Yes/No	100.00-	0.00					
General Vitality	9.00-	49.00					
White Light	12.00-	22.00					
<p>Dark Forces - Associated with directed negative thinking or energy, typically the result of singular emotional bursts rather than a long term attack. These rates usually respond rapidly to balancing, though the stronger the emotional charge, the longer the time to balance. The intensity of White Light should be within 50 of General Vitality. The ratio of White Light to any Dark Forces energy should be 10:1. <i>Broadcast on rate to reduce any value above 50.</i></p>							
Dark Force, Negative Thinking, Influences	11.00-	21.00					
Dark Force, Negative Thinking, Influences	11.50-	25.00					
Dark Force, Negative Thinking, Influences	16.00-	1.00					
Dark Force, Negative Thinking, Influences	25.50-	0.50					
Dark Force, Negative Thinking, Emotion, Influences	30.00-	16.00					
Dark Psychic Forces	26.30-	28.50					
<p>Negative Energies - Associated with non-directed negatively charged energies, including vortexes and ley lines generated by the planet. Other forms include old patterns of information bound to a location, as in the case of paranormal activity. <i>Broadcast on rate to reduce any value above 50.</i></p>							
Implant Receiving, Psychic Attack Accompanied by Dark Force or Negative Blocking Body	20.00-	37.00					
Interference from Multi-Dimensional, Psychic Attack	57.00-	63.50					
Emotional, Psychic Toxins	10.75-	35.75					
Emotional, Psychic Toxins	16.25-	27.50					
Emotional, Psychic Toxins	17.25-	45.50					
Emotional, Psychic Toxins	25.75-	26.25					
Emotional, Psychic Toxins	26.50-	16.00					
Emotional, Psychic Toxins	36.00-	28.00					
Emotional, Psychic Toxins	38.25-	28.25					
Emotional, Psychic Toxins	42.75-	27.75					
Emotional, Psychic Toxins	26.25-	38.25					
Emotional, Psychic Toxins	46.50-	28.25					
Emotional, Psychic Toxins	55.75-	16.00					
Emotional, Psychic Toxins	56.25-	17.50					
Psychic Numbness	33.50-	32.00					
<p>Killer Psychic Force Rates - These energies are both directed and of a much higher intensity than Dark Forces. They may be the result of extreme emotions, produced by the mentally unstable or the work of structured negativity, including curses, spells or voodoo. These energies may also be introduced by discarnate entities, and this should be taken into account in cases of alcoholism, drug habit (prescribed or recreational), recent emotional stress, and traumatic injury. <i>Broadcast on rate to reduce any value above 50. Expect longer than average broadcast times.</i></p>							
Killer Dark Psychic Force	10.25-	34.50					
Killer Dark Psychic Force	11.50-	46.50					
Killer Dark Psychic Force	21.00-	11.00					
Killer Dark Psychic Force	25.00-	21.50					
Killer Dark Psychic Force, Dark Force, Influences	25.50-	scan					
Killer Dark Psychic Force	26.25-	28.50					
Killer Dark Psychic Force, Thinking	39.50-	69.50					
Killer Dark Psychic Force	46.50-	scan					
Killer Dark Psychic Force, Unknown	39.00-	13.00					



The ACES Worksheet

Aura + Chakra + Elimination + Support

This information compiled for experimental agricultural research only and is not intended for use with humans. If medical or mental health care is needed, please visit a licensed professional.

Name:		Sex:		Date:	
Animal Type:		Age:		Time:	
Item	Radionic Rate	Initial Reading	Reading #2	Reading #3	Reagents Used
Appropriateness	100.00- 0.00				
General Vitality (GV)	9.00-49.00				
AURA					
<i>Aura Coordination should equal GV. Aura Distortion should be no greater than 1/10 of Aura Coordination. Balance on rate(s) for recommended time(s) as needed.</i>					
Aura Coordination	37.00-22.00				
Aura Distortion	43.00-28.00				
Auric Bodies					
<i>Dowse "yes/no" for need of balancing of Auric Bodies. If "yes", check intensity for each Auric Body. For any Auric Body out of balance with GV, set Auric Body rate on Bank 1, Aura Distortion rate on Bank 2, broadcast for recommended time</i>					
Yes/No?	100.00- 0.00				
Celestial/Causal	17.50-58.00				
Mental	48.00-27.00				
Astral III	68.00-37.00				
Astral II	87.00-69.00				
Astral I	25.00-47.00				
Etheric	49.00-57.00				
Physical	68.00-49.00				
CHAKRA					
<i>All should equal GV. Broadcast on rate(s) for recommended time(s) to increase.</i>					
Crown	36.00-56.00				
Brow	10.00-60.00				
Throat	28.00-37.00				
Heart	60.00-66.00				
Solar Plexus	67.00-16.00				
Sacrum	66.00-22.00				
Base	66.00-56.00				
ELIMINATION ORGANS					
<i>All should equal GV. Broadcast on rate(s) for recommended time(s) to increase.</i>					
Kidneys	3.00-82.00				
Spleen	4.00-95.00				
Colon	8.00-72.00				
Liver	17.00-29.00				
Lungs	92.00-83.00				
Skin	0.00-99.00				
SUPPORTING FUNCTIONS					
<i>Dehydration should be below 50. All others should equal GV. Broadcast on rates for recommended times.</i>					
Dehydration	62.30-54.50				
Water Mechanism	14.75-91.25				
Alkalinity	26.00-41.00				
Acidity	34.00-84.00				
Pituitary	6.00-87.00				
Adrenals	3.00 - 9.00				



Water Analysis

General Properties & Trace Mineral Balance

This information compiled for experimental agricultural research only and is not intended for use with humans.

Sample Location:			Date:		
Sample ID:			Time:		
Primary Intent:					
Item	Radionic Rate	Initial Reading	Reading #2	Reading #3	Reagents Used/Comments
General Vitality (GV)	9.00-49.00				
General Properties					
<i>All should equal GV. Broadcast on rate(s) for recommended time(s) to increase.</i>					
Acid/Alkaline Balance (pH)	65.50-48.50				
Acidity	34.00-84.00				
Alkalinity	26.00-41.00				
Hydrogen	10.00-3.50				
Oxygen	31-50-13.50				
Water Mechanism	14.75-91.25				
White Light	12.00-22.00				
General Contaminants					
<i>All should equal zero. Broadcast on rate(s) for recommended time(s) to decrease.</i>					
Poison in Chemical	49.25-49.25				
Poison in Drug	38.75-28.75				
Poison in Metal	48.75-48.75				
Poison in Vaccine	28.25-49.25				
Radiation	35.00-39.00				
Radon	39.00-32.50				
Stray Voltage	60.00-61.00				
Unknown (scan for rate)	xx.xx - xx.xx				
Trace Mineral Balance					
<ol style="list-style-type: none"> 1. When combined with sample or witness from an organic system, all should equal GV. Broadcast on rate(s) with both samples (water + organic system) in the well for recommended time(s) to increase. 2. To decrease any trace material to zero, broadcast on rate(s) for recommended time with only the water sample in the well. 					
Boron	24.00-52.50				
Calcium	24.00-4.00				
Carbon	47.00-32.00				
Chromium	42.00-92.00				
Cobalt	72.00-94.00				
Copper	75.00-32.00				
Iodine	80.00-91.00				
Iron in Water	14.00-44.00				
Magnesium	27.00-13.00				
Molybdenum	41.50-50.75				
Nitrogen	12.00- 10.00				
Potassium	30.50-42.00				
Selenium	46.00-18.00				
Silica	90.00-89.00				
Sodium	40.50-100.00				
Sodium Chloride (Salt)	82.00-42.00				
Sulfur	77.00-94.00				
Zinc	68.00-97.00				

If medical or mental health care is needed, please visit a licensed professional.



Soil and Plant Analysis

General Properties & Mineral Balance This information compiled for experimental agricultural research only and is not intended for use with humans. If medical or mental health care is needed, please visit a licensed professional.

Sample ID:		Time:			
<hr/>					
Item	Radionic Rate	Initial Reading	Reading #2	Reading #3	Reagents Used/Comments
Sample Location:		Date:		Primary Intent:	
General Vitality (GV)	9.00-49.00				
Roots	38.00-22.50				
Stem	25.50-20.75				
Leaves	25.50-27.50				
Seeds/Fruit	42.25-44.50				
Crop	<i>scan</i>				
<hr/>					
Mineral Balance					
<i>All should equal GV. Broadcast on rate(s) for recommended time(s) to increase.</i>					
Ammonia (NH ₄)	22.00-32.00				
Boron (B)	24.00-52.50				
Calcium (Ca)	24.00- 4.00				
Carbon (C)	47.00-32.00				
Chlorophyll ⁽¹⁾	23.00-25.00				
Cobalt (Co)	72.00-94.00				
Copper (Cu)	75.00-32.00				
Hydrogen (H)	10.00- 3.50				
Iodine (I)	80.00-91.00				
Iron (Fe)	49.00-27.00				
Magnesium (Mg)	27.00-13.00				
Manganese (Mn)	73.00-71.00				
Molybdenum (Mo)	41.50-50.75				
Nitrate (NO ₃)	65.50-48.50				
Oxygen (O)	31-50-13.50				
Phosphate (P ₂ O ₃)	92.00-62.00				
Potassium (K)	30.50-67.00				
Selenium (Se)	46.00-18.00				
Salt (NaCl)	82.00-42.00				
Silica (Si)	90.00-89.00				
Sulfur (S)	77.00-94.00				
Zinc (Zn)	68.00-97.00				

Soil and Plant Analysis Page 2 of 2

Characteristics

(1) Plants only. (2) Soil only. (3) Read low (4) High in soil, low in plants (5) Low in soil, high in plants (6) High in soil and plants.

Acidity ⁽⁶⁾	34.00-84.00				
Alkalinity ⁽⁶⁾	26.00-41.00				
Amino Acids ⁽¹⁾	24.00-21.25				
Bacteria Aerobic	49.00-56.25				
Cellulose ⁽¹⁾	41.50-19.75				
Circulation – Air ⁽²⁾	23.00-31.00				
Circulation – Water ⁽²⁾	26.25-28.75				
Dehydration ⁽³⁾	62.30-54.50				
Diamagnetism ⁽⁵⁾	64.50-54.00				
DNA Energy Flow ⁽⁶⁾	10.50- 0.50				
Humus ⁽²⁾	29.00-24.25				
Moisture ⁽⁶⁾	43.50-40.50				
Nutrient Availability ⁽⁶⁾	22.75-72.00				
Paramagnetism ⁽⁴⁾	36.00-33.50				
Porosity ⁽²⁾	25.00-31.25				
Sugars ⁽¹⁾	5.00-72.00				
Contaminants					
<i>All should equal 0. Broadcast on rate(s) for recommended time(s) to decrease.</i>					
Poison in Chemical	49.25-49.25				
Poison in Metal	48.75-48.75				
Radiation	35.00-39.00				
Stray Voltage	60.00-61.00				

This information compiled for experimental agricultural research only and is not intended for use with humans. If medical or mental health care is needed, please visit a licensed professional.



Animal Analysis Worksheet

This information compiled for experimental agricultural research only and is not intended for use with humans. If medical or mental health care is needed, please visit a licensed professional.

Name:		Sex:			Project Intent:				
Animal Type:		Age:							
Date:		Date:			Date:				
SDR	VISCERAL = (GV)	Read	Read	Read	SDR	Read	Read	Read	Read
	100.00- 0.00	Appropriate Yes/No			26	59.00- 92.00	Breast, Female		
	9.00- 49.00	GENERAL VITALITY			*	66.00- 22.00	CHAKRA: Sacral		
	12.00- 22.00	White Light			95	4.00- 95.00	Spleen - 2E		
	43.00- 28.00	Aura Distortion (L)			13	39.00- 30.00	Bladder, Universal		
		Auric Bodies Y N #			26	5.00- 91.00	Prostate		
	62.30- 54.50	Dehydration (L)			*	66.00- 56.00	CHAKRA: Base		
	14.75- 91.25	Water Mechanism			23	3.00- 82.00	Kidneys - 1E		
	16.50- 34.50	Will to Live			46	3.00- 9.00	Adrenals		
	11.00- 100.00	Reserve Energy				33.00- 39.00	Adrenal Cortex		
	37.00- 22.00	Aura Coordination				28.00- 23.00	Adrenal Medulla		
	0.00- 49.00	Blood			26	37.00- 94.00	Testes		
	6.00- 72.00	Antibodies			22	3.00- 54.00	Ovaries		
*	36.00- 56.00	CHAKRA: Crown			81	10.00- 61.00	Uterus		
27	16.00- 28.00	Gland, Pineal			96	0.00- 96.00	Coccyx		
*	10.00- 60.00	CHAKRA: Brow			6	0.00- 6.00	Pacchionian Body		
	11.00- 82.00	Brain				62.25- 52.00	S, M, E Clarity (1)		
	6.00- 87.00	Gland, Pituitary				22.50- 36.80	Left Brain Hemisphere		
65	74.00- 65.00	Pituitary, Anterior				54.50- 89.00	Right Brain Hemisphere		
87	56.00- 23.00	Pituitary, Posterior				25.50- 30.25	Septum Pellucidum (2)		
91	5.00- 62.00	Nervous System					(2) connects both hemispheres		
39	39.00- 24.00	Gland, Parotid							
*	28.00- 37.00	CHAKRA - Throat				26.00- 41.00	Alkalinity		
98	6.00- 81.00	Gland, Thyroid				34.00- 84.00	Acidity		
92	86.00- 4.00	Gland, Parathyroid				44.00- 43.00	Protein		
47	92.00- 83.00	Lungs - 5E				24.00- 4.00	Calcium (Ca)		
*	60.00- 66.00	CHAKRA: Heart				82.00- 42.00	Sodium (Na) (LEFT)		
70	2.00- 76.00	Heart				30.50- 67.00	Potassium (K) (RIGHT)		
77	59.00- 77.00	Gland, Thymus				27.00- 13.00	Magnesium (Mg)		
28	8.00- 5.00	Vagus Nerve				24.00- 52.50	Boron (B)		
	2.00- 98.00	Aorta				41.50- 19.75	Fiber		
	23.00- 25.00	Chlorophyll				42.00- 92.00	Chromium (Cr)		
21	35.00- 92.00	Bone Marrow				37.00- 93.00	Chlorine ((Cl)		
17	44.00- 41.00	Lymphatics				5.00- 72.00	Sugar		
*	67.00- 16.00	CHAKRA: Solar Plexus				50.00- 42.00	Histamine		
34	9.00- 70.00	Pancreas				61.75- 88.25	Digestibility		
	36.00- 35.00	Islets of Langerhans				39.00- 82.00	Assimilation		
29	17.00- 29.00	Liver - 4E				24.00- 21.25	Amino Acids		
45	45.00- 29.00	Liver, Left Lobe				45.00- 55.30	AA " " Metabolism		
35	13.00- 64.00	Gall Bladder				78.50- 58.75	Vitamin B ¹²		
32	77.00- 84.00	Stomach							
	21.00- 69.00	Ileocecal Valve							
	8.00- 72.00	Colon - 3E							
54	16.00- 25.00	Duodenum							
66	3.00- 8.00	Appendix							
41	11.00- 41.00	Muscle							

see ACES Worksheet for Auric Body Balancing

(1) Spiritual, Mental, Emotional Clarity

2010-11-22-p1

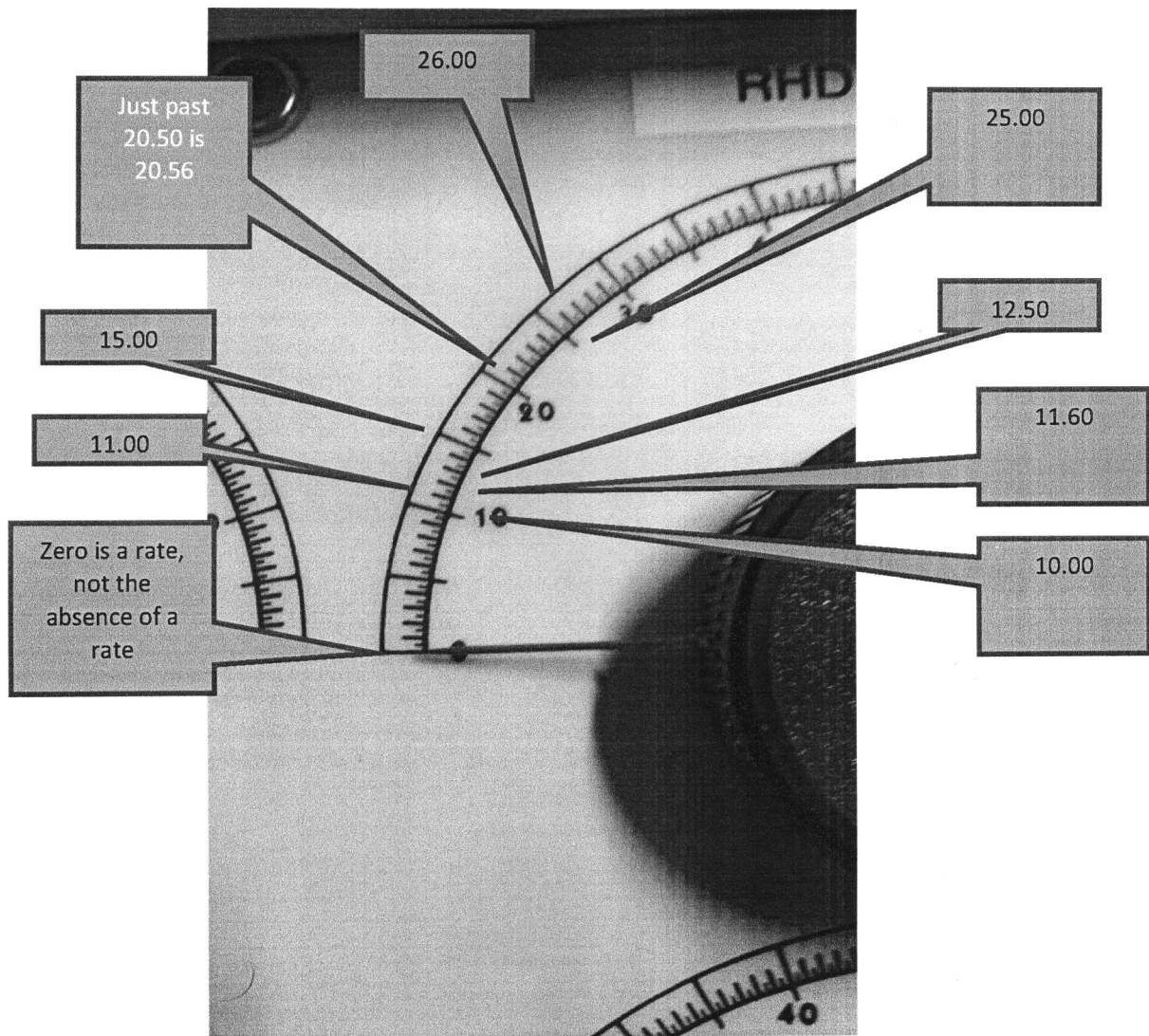


Animal Analysis Worksheet

This information compiled for experimental agricultural research only and is not intended for use with humans. If medical or mental health care is needed, please visit a licensed professional.

Name:		Sex:			Project Intent:				
Animal Type:		Age:							
Date:					Date:				
Pathological = 0		Read	Read	Read	Pathological = 0		Read	Read	Read
3.00- 23.00	Neurasthenia				28.25- 49.25	Poison in Vaccine			
5.00- 70.00	Diabetes				38.75- 28.75	Poison in Drug			
10.00- 81.00	Menopause				48.75- 48.75	Poison in Metal			
26.00- 31.00	Hypoglycemia				49.25- 49.25	Poison in Chemical			
35.00- 39.00	Radiation, Fallout				58.50- 58.75	Poison in Serum			
40.50- 81.00	Generic, GMO				60.00- 80.00	Poison Ingested			
10.50- 2.50	Microwave				8.50- 82.00	Poison Injected			
16.00- 21.00	Lyme				80.00- 77.00	Poison Inhaled			
22.30- 21.00	Lyme				62.50- 18.50	Poison Absorbed			
51.00- 33.25	Gluten Intolerance				12.90- 86.00	Contact Toxins			
22.00- 32.25	Wheat Allergy				14.90- 80.75	Contact Poisons			
					21.00- 85.75	Contact Allergies			
2.00- 100.00	Virus, Parasites				36.00- 100.00	Allergy, Spasm			
3.00- 100.00	Polio				37.00- 100.00	Chlorine Poison			
4.00- 100.00	Pneumonia, Malaria				38.75- 100.00	Psora			
5.00- 100.00	Acidosis, Swelling				40.00- 100.00	Congestion			
9.00- 100.00	Fungus, Scurvy				41.00- 100.00	Nickel			
10.00- 100.00	Undulant Fever				42.00- 100.00	Tuberculosis			
12.00- 100.00	Tobacco Poison				45.00- 100.00	Fungus			
13.00- 100.00	Scar Tissue				46.00- 100.00	Flu			
14.00- 100.00	Meningococcus				47.00- 100.00	Food Poisoning			
15.00- 100.00	Strep				48.00- 100.00	DDT Poisoning			
16.00- 100.00	Aluminum				50.00- 100.00	Anemia			
17.00- 100.00	Poison, Uric Acid				52.00- 100.00	Arsenic			
19.00- 100.00	Parasites, Worms				52.50- 100.00	Staph			
20.00- 100.00	Toxins				53.00- 100.00	Toxicity			
21.00- 100.00	Formaldehyde				55.00- 100.00	Inflammation			
22.00- 100.00	Hypertonicity				58.00- 100.00	Scar Tissue			
23.00- 100.00	Cholesterol				60.00- 100.00	Strep			
23.40- 100.00	Candida				62.00- 100.00	Bacillus Coli			
24.00- 100.00	Allergy, Skin				70.00- 100.00	Alcohol Poisoning			
25.00- 100.00	Dental, Caries				77.00- 100.00	Hypotonicity			
26.00- 100.00	Formic Acid				80.00- 100.00	Lead			
29.00- 100.00	Undulant, Catarrh				82.00- 100.00	Algae			
30.00- 100.00	Carcinoma				84.60- 100.00	Mercury			
31.50- 47.50	Miasms				85.00- 100.00	Fungus, Mold			
34.00- 100.00	Staph, Mold				90.00- 100.00	Fibroid Tumor			
35.00- 100.00	Staph, Cancer, Mold				95.00- 100.00	Negative Polarity			

Photo of RHD on KRT Ag Workstation showing fractional settings



MELT YOUR BRAIN RADIONICS PRACTICE CHARTS

Analysis Charts 1 of 3 from December, 2010

Please note that, in these practice charts, what would normally fit on one page takes multiple pages because of my comments, larger type face, and a layout that is specific for training and *not* speed. For example, everything on Analysis Chart Page 1 fits on one page but, in this document, it takes many more pages! You will also find that I added information that is not found on the traditional analysis charts and that I arranged everything in a different order. The order will not affect the outcome; in this case, however, it will affect your ability to comprehend what you are doing.

Fill in the following boilerplate, which should exist on every chart. If it does not exist, just write it on the margins. This is an important step, a part of how the entire system is focused, and should not be skipped by beginners. You only do this for witnesses. You do not fill out this section for gemstones.

Master Analysis Chart

Name of Target _____ Age of Target _____ Sex of Target _____

Date and Time _____

(Normally NOW, but if you want the past or future, then put in those dates and times.)

Next you are going to ask a YES/NO question. You should set the dials to 0.00-100.00; however, 100.00-0.00 also works. The question that you are asking is, "Is it appropriate to run this chart for this target?" Some people phrase this as, "do I have permission to run this chart for this target?" If you get a NO, then move on to the next chart and do the same thing. When you have a multipage chart, such as this 3 page Analysis chart, the answer is for all 3 pages.

SDR means Single Dial Rate. You will not be using these during this exercise.

Analysis Chart Appropriateness Section

SDR	RATE	DESCRIPTION	INTENSITY READING	MINUTES
	100.00-0.00	Appropriate	YES/NO	XXXXXXXXXXXXXXXXXX

The next values are critical. These are General Vitality, White Light, Aura Distortion, and Auric Bodies. These values determine what you are going to do and how.

Analysis Chart GV, WL, Aura Section

SDR	RATE	DESCRIPTION	INTENSITY READING	MINUTES
	9.00-49.00	General Vitality		XXXXXXXXXXXXXXXXXX
	12.00-22.00	White Light		
	43.00-28.00	Aura Distortion		
	43.00-28.00	Auric Bodies	YES/NO	XXXXXXXXXXXXXXXXXX

As you get values for these rates write them in the "intensity reading" column. It is customary to put a number zero at the end of the number. I have no idea why, I don't always do it, but usually. Therefore, a 6 is 60, a 12 is 120.

The General Vitality (GV) is a line in the sand that determines if most things are good or not so good. For most things other than poisons, you want everything to be at GV, or higher. If it is lower than GV, then you need to balance it. The exceptions are poisons and bad things, such as dehydration or Aura Distortion, which you want to be as close to zero as possible. YOU MUST NEVER ATTEMPT TO BALANCE GV. To do so will mess up all your readings and you will be lost until things settle.

If you get a YES to Auric Bodies, you need to run the Auric Bodies chart, then return and restart this chart.

Aura Distortion and Dehydration should always be at zero but, *in all cases*, if it is 50 or above, you must balance it. Everything else should be equal to General Vitality, or higher.

Analysis Chart – Calculate Need for Psychic Attack Chart

DESCRIPTION	INTENSITY READING	PLUS 50	MINUS 50	MINUTES
General Vitality				XXXXXXXXXXXXXXXXXX
White Light		XXXXXXXXXXXXXXXXXX	XXXXXXXXXXXXXXXXXX	

You now need to calculate GV +50 and GV-50. Once you have those values, you compare them to White Light. The value you have for White Light must be within that range or you need to deal with Psychic Attacks. Psychic Attacks can be caused by many factors and, at the beginner level, you don't need to worry about why as much as you need to worry about how to fix it. For example, let's say your GV is 240. Thus, you have a PLUS 50 value of $240+50=290$. The MINUS 50 value would be $240-50=190$. If your White light is within the range of 290 to 190, you are OK and can continue on. If your White Light reading is *outside* that range, skip ahead to the Psychic Attack chart, followed by the Sacred Geometry chart, and then return to this chart. Once you do, restart the chart by calculating a new GV and White Light. It is very common to need to run the Psychic Attack charts, especially for someone who has never been balanced before.

Analysis Chart – Life-force Section

SDR	RATE	DESCRIPTION	INTENSITY READING	MINUTES
	62.30-54.50	Dehydration		
	14.75-91.25	Water Mechanism		
	16.50-34.50	Will to Live		
	11.00-100	Reserve Energy		
	37.00-22.00	Aura Coordination		
	62.25-52.00	Spiritual Mental Emotional Clarity		

You may notice something special about the section that you have just completed. Other than dehydration, none of these are physical things. Water mechanism refers to the general ability to manage water in the body. There is no organ that does that. Will to Live is partly mental and partly spiritual. Reserve Energy is something that everyone can see in someone who is ill, but there is no specific organ that is associated with it; however, if Reserve Energy is low, then the person is fragile. Aura Coordination is exactly what it sounds like--the ability to coordinate the aura body and the physical body, both individually and together. Since the physical body is a projection of the auric body, coordination is critical to survival. If any of these values are below GV, balance them. If at or above GV, you may still want to add Will to Live, Reserve Energy, and Aura Coordination. Use Stick to get YES/NO answers for supplemental balancing.

Next, you are going to scan the Chakras. These are some of the major means of energy to enter and leave the body. There are actually hundreds of them, and each of them has a front and a back, with different values. Below is a chart of the traditional major chakras used by Radionics Practitioners, as well as some other major chakras that have wrongly been ignored. In addition to Chakras, there are Rays and Fields. There is also major energy pathways, as defined in Chinese medicine and most commonly experienced in the Western World via acupuncture.

Analysis Chart – Chakras Section

SDR	RATE	DESCRIPTION	INTENSITY READING	MINUTES
	36.00-56.00	Front Crown Chakra		
	54.50-23.25	Back Crown Chakra		
	10.00-60.00	Front Brow Chakra		
	67.50-33.00	Back Brow Chakra		
	28.00-37.00	Front Throat Chakra		
	61.90-20.75	Back Throat Chakra		
	60.00-66.00	Front Heart Chakra		
	10.50-29.50	Back Heart Chakra		
	97.00-16.00	Front Solar Plexus Chakra		
	63.00-12.80	Back Solar Plexus Chakra		
	66.00-22.00	Front Sacral Chakra		
	71.50-64.75	Back Sacral Chakra		
	68.00-56.00	Front Base Chakra		
	50.00-50.00	Back Base Chakra		

Analysis Chart – Body Fluids Section

SDR	RATE	DESCRIPTION	INTENSITY READING	MINUTES
	0.00-49.00	Blood		
	6.00-72.00	Antibodies		
	23.00-25.00	Chlorophyll		
17	44.00-41.00	Lymphatics		

Here you will notice that there is a Single Dial Rate for Lymphatics. That means that you can cold-scan for the other dial if you are attempting to accomplish something different. As a general rule, when dealing with single dial rates (SDR) you would enter the rate onto the Right Hand Dial if it is a location and on the Left Hand Dial if it is a condition. Therefore, Lymphatics are a location. Digestibility is a condition. Use appropriately. You will not be using Single Dial Rates in this exercise.

In this section, we are dealing with the fluids of the body. You may think that you do not contain Chlorophyll, but that is not true. Chlorophyll is almost red blood, so it is important that you eat enough green vegetables for the chlorophyll to be converted to blood. Again, I remind you that you are not dealing with the actual blood and other fluids, but the spiritual aspects of these items. The spiritual fields project the physical items, so it is critical that they are balanced.

Analysis Chart – Organs and Glands Section

SDR	RATE	DESCRIPTION	INTENSITY READING	MINUTES
27	16.00-28.00	Pineal Gland		
	11.00-82.00	Brain		
	22.00-36.80	Left Brain Hemisphere		
	54.50-89.00	Right Brain Hemisphere		
	25.50-30.25	Septum Pellucidum		
	6.00-87.00	Pituitary Gland		
65	74.00-65.00	Anterior Pituitary		
87	56.00-23.00	Posterior Pituitary		
91	5.00-62.00	Nervous System		
39	39.00-24.00	Parotid Gland		
98	6.00-81.00	Thyroid Gland		
92	86.00-4.00	Parathyroid Gland		
47	92.00-83.00	Lungs		
70	2.00-76.00	Heart		
77	59.00-77.00	Thymus Gland		
34	9.00-70.00	Pancreas		
	36.00-35.00	Islets of Langerhans		
29	17.00-29.00	Liver		
45	45.00-29.00	Liver, Left Lobe		
35	13.00-64.00	Gall Bladder		
32	77.00-84.00	Stomach		
	21.00-69.00	Ileocecal Valve		
	8.00-72.00	Colon		
54	16.00-25.00	Duodenum		
66	3.00-8.00	Appendix		
26	59.00-92.00	Breast		
95	4.00-95.00	Spleen		
13	39.00-30.00	Bladder		
26	5.00-91.00	Prostate		
23	3.00-82.00	Kidneys		
46	3.00-9.00	Adrenals		
	33.00-39.00	Adrenal Cortex		
	28.00-23.00	Adrenal Medulla		
26	37.00-94.00	Testes		
22	3.00-54.00	Ovaries		
81	10.00-61.00	Uterus		
6	0.00-6.00	Pacchionian Body		

Analysis Chart – Other Body Parts Section

SDR	RATE	DESCRIPTION	INTENSITY READING	MINUTES
28	8.00-5.00	Vagus Nerve		
	2.00-98.00	Aorta Artery		
21	35.00-92.00	Bone Marrow		
41	11.00-41.00	Muscle		
96	0.00-96.00	Coccyx Bone		

Analysis Chart – Mineral and Supplements Section

SDR	RATE	DESCRIPTION	INTENSITY READING	MINUTES
	26.00-41.00	Alkalinity		
	34.00-84.00	Acidity		
	44.00-43.00	Protein		
	41.50-19.75	Fiber		
	24.00-4.00	Calcium (Ca)		
	82.00-42.00	Sodium (Na)		
	30.50-67.00	Potassium (K)		
	27.00-13.00	Magnesium (Mg)		
	24.00-52.50	Boron (B)		
	42.00-92.00	Chromium (Cr)		
	37.00-93.00	Chlorine (Cl)		
	5.00-72.00	Sugar		
	50.00-42.00	Histamine		
	24.00-21.25	Amino Acids		
	45.00-55.30	Amino Acids Metabolism		
	78.50-58.75	Vitamin B12		

Analysis Chart – Processes Section

SDR	RATE	DESCRIPTION	INTENSITY READING	MINUTES
	61.75-88.25	Digestibility		
	39.00-82.00	Assimilation		

Analysis Charts of December 2010

Page 2 of the Analysis Chart goes into much deeper detail relating to specific parts of the spiritual body. It is not enough to just balance an entire organ because some sections of the organ may need additional attention. This is where you provide that additional attention.

You will remember that the Right Hand Dial (RHD) is Location and the Left Hand Dial is Condition. Only RHD rates are provided on this page. That is because you need to cold-scan for the condition. You may need to cold-scan more than once for each location in order to capture everything that needs to be balanced.

When you are potentizing the stones, set the Left Hand Dial to 100.

Analysis Chart – The Brain Section

Right Hand Dial	RATE	DESCRIPTION	INTENSITY READING	MINUTES
2.00	XXX-2.00	Hypothalamus Cowper's		
4.50	XXX-4.50	Cerebellum Hind		
5.00	XXX-5.00	Forebrain, Posterior, Perineum		
10.00	XXX-10.00	Hind, Mid, Medulla, Pons		
11.50	XXX-11.50	Visual Center		
16.00	XXX-16.00	Thalamus		
15.00	XXX-15.00	Forebrain, Hind, Pons Varolii, Medulla		
20.00	XXX-20.00	Parietal Area		
22.00	XXX-22.00	Hind, Pons Varolii		
27.00	XXX-27.00	Forebrain		
30.00	XXX-30.00	Motor Center, Colon, Temple Area		
31.15	XXX-31.15	Hippocampus		
34.00	XXX-34.00	Cerebrum		
38.50	XXX-38.5	Hind, Medulla Oblongata, Thalamus		
40.00	XXX-40.00	Occiput		
43.25	XXX-43.25	Cerebellum (Emotion)		
50.50	XXX-50.50	Spinal Cord, Meninges		
51.50	XXX-51.50	Forebrain, Nerves, Hypothalamus		
54.50	XXX-54.50	Fore, Thalamus		
60.50	XXX-60.50	Temporal Lobe		
63.50	XXX-63.50	Visual Center		
70.50	XXX-70.50	Scalp Arteries		
78.50	XXX-78.50	Forebrain		
82.75	XXX-82.75	Frontal Lobe		
85.00	XXX-85.00	Membrane of the Corti		
90.50	XXX-90.50	Hypothalamus		

Analysis Chart – The Eyes Section

Right Hand Dial	RATE	DESCRIPTION	INTENSITY READING	MINUTES
10.50	XXX-10.50	Anterior Chamber		
11.50	XXX-11.50	Lens, Nerves, Retina, Rod Portion		
13.50	XXX-13.50	Occipital Cortex		
18.00	XXX-18.00	Eyeball		
19.00	XXX-19.00	Eyeball, Lids, Conjunctive		
22.50	XXX-22.50	Eyeball, Fibrous Coat, Sclera, Retina		
27.50	XXX-27.50	Eyeball, Iris		
28.00	XXX-28.00	Eyeball, Iris		
36.50	XXX-36.50	Eyeball, Vascular Coat, Choroid		
38.50	XXX-38.50	Optic Thalamus		
63.50	XXX-63.50	Visual Center		

Analysis Chart – The Throat Area Section

Right Hand Dial	RATE	DESCRIPTION	INTENSITY READING	MINUTES
16.00	XXX-16.00	Larynx		
16.50	XXX-16.50	Pharynx, Epiglottis		
26.50	XXX-26.50	Pharynx		
32.50	XXX-32.50	Pharynx		
36.00	XXX-36.00	Pharynx, Adenoid, Tongue		
37.00	XXX-37.00	Esophagus, Throat		
42.50	XXX-42.50	Epiglottis, Pharynx, Trachea		
43.00	XXX-43.00	Vocal Cords, Esophagus		
43.50	XXX-43.50	Tongue, Pharynx		
47.50	XXX-47.50	Tonsils, Tongue		
48.00	XXX-48.00	Pharynx		
52.00	XXX-52.00	Trachea		
71.50	XXX-71.50	Glottis in Larynx		
83.00	XXX-83.00	Bronchi		

Analysis Chart – The Sinus Section

Right Hand Dial	RATE	DESCRIPTION	INTENSITY READING	MINUTES
3.00	XXX-3.00	Frontal Submucosa		
23.25	XXX-23.25	Maxillary		
23.50	XXX-23.50	Nose		
33.00	XXX-33.00	Maxillary		
34.50	XXX-34.50	Nose, Nasal Passages		
37.50	XXX-37.50	Paranasal Sinuses, Sphenoidal		
42.75	XXX-42.75	Sinus		
48.00	XXX-48.00	Nose, Nasal Area, Upper		
50.00	XXX-20.00	Frontal		

Analysis Chart – The Colon Section

Right Hand Dial	RATE	DESCRIPTION	INTENSITY READING	MINUTES
0.50	XXX-0.50	Intestine, Large, Mesentery		
8.00	XXX-8.00	Intestine, Large, Ascending		
12.00	XXX-12.00	Intestine, Large, Rectum		
32.00	XXX-32.00	Intestine, Small		
33.75	XXX-33.75	Pelvic Colon		
42.50	XXX-42.50	Intestine, Large, Anus		
51.00	XXX-51.00	Intestine, Small, Peyer's Patches		
52.50	XXX-52.50	Intestine, Large, Omentum		
60.00	XXX-60.00	Intestine, Large, Cecum, Transverse		
62.00	XXX-62.00	Intestine, Large, Descending		
66.00	XXX-66.00	Appendix		
75.00	XXX-75.00	Diverticulum		
78.00	XXX-78.00	Intestine, Large, Hepatic Flexure, Transverse		
80.00	XXX-80.00	Splenic Flexure, Transverse		
82.00	XXX-82.00	Intestine, Small		
90.00	XXX-90.00	Intestine, Large, Descending		
96.00	XXX-96.00	Intestine, Large, Rectum		

Analysis Chart – The Ears Section

Right Hand Dial	RATE	DESCRIPTION	INTENSITY READING	MINUTES
20.50		Outer Passages		
24.50		Middle Ear		
68.00		Inner, Middle		
69.00		Outer		

Analysis Chart – The Ears and Eyes Right/Left Section

SDR	RATE	DESCRIPTION	INTENSITY READING	MINUTES
	32.75-27.00	Left Ear		
	28.75-50.00	Right Ear		
	38.25-85.00	Left Eye		
	43.25-76.75	Right Eye		

This next section of the Analysis Charts contains rates for poisons, pathologicals, infections, and bad things in general. They should all be at zero but, again, you can compare to GV to see if you need to balance or not. In this case, if the value is HIGHER than GV, you must balance it.

Analysis Chart – The Pathological Section

SDR	RATE	DESCRIPTION	INTENSITY READING	MINUTES
	3.00-23.00	Neurasthenia		
	5.00-70.00	Diabetes		
	10.00-81.00	Menopause		
	26.00-31.00	Hypoglycemia		
	35.00-39.00	Radiation, Fallout		
	40.50-81.00	Generic, GMO		
	10.50-2.50	Microwave		
	16.00-21.00	Lyme		
	22.30-21.00	Lyme		
	51.00-33.25	Gluten Intolerance		
	22.00-32.25	Wheat Allergy		

In this next section, be careful because not all of the RHD rates are 100.00!

Analysis Chart – The Infection & Chemical Section

SDR	RATE	DESCRIPTION	INTENSITY READING	MINUTES
	2.00-100.00	Virus, Parasites		
	3.00-100.00	Polio		
	4.00-100.00	Pneumonia, Malaria		
	5.00-100.00	Acidosis, Swelling		
	9.00-100.00	Fungus, Scurvy		
	10.00-100.00	Undulant Fever		
	12.00-100.00	Tobacco Poison		
	13.00-100.00	Scar Tissue		
	14.00-100.00	Meningococcus		
	15.00-100.00	Strep		
	16.00-100.00	Aluminum		
	17.00-100.00	Poison, Uric Acid		
	19.00-100.00	Parasites, Worms		

	20.00-100.00	Toxins		
	21.00-100.00	Formaldehyde		
	22.00-100.00	Hypertonicity		
	23.00-100.00	Cholesterol		
	23.40-100.00	Candida		
	24.00-100.00	Skin Allergy		
	25.00-100.00	Dental Caries		
	26.00-100.00	Formic Acid		
	29.00-100.00	Undulant, Catarrh		
	30.00-100.00	Carcinoma		
	31.50-47.50	Miasms		
	34.00-100.00	Staph, Mold		
	35.00-100.00	Staph, Cancer, Mold		

The desired rate for all poisons is zero!

Analysis Chart – The Poisons Section

SDR	RATE	DESCRIPTION	INTENSITY READING	MINUTES
	28.25-49.25	Poison in Vaccine		
	38.75-28.75	Poison in Drug		
	48.75-48.75	Poison in Metal		
	49.25-49.25	Poison in Chemical		
	58.50-58.75	Poison in Serum		
	60.00-80.00	Poison Ingested		
	8.50-82.00	Poison Injected		
	80.00-77.00	Poison Inhaled		
	62.50-18.50	Poison Absorbed		
	12.90-86.00	Contact Toxins		
	14.90-80.75	Contact Poisons		
	21.00-85.75	Contact Allergies		

Notice that the RHD in all of these next values is 100. Left Hand Dial = Condition. Right Hand Dial = Location. In this case, we are setting a rate for the condition and 100 for the location. The RHD rate of 100 means everywhere.

Analysis Chart – The Allergy/Metals/Miscellaneous Section

SDR	RATE	DESCRIPTION	INTENSITY READING	MINUTES
	36.00-100.00	Allergy, Spasm		
	37.00-100.00	Chlorine Poison		
	38.75-100.00	Psora		
	40.00-100.00	Congestion		
	41.00-100.00	Nickel		
	42.00-100.00	Tuberculosis		
	45.00-100.00	Fungus		
	46.00-100.00	Flu		
	47.00-100.00	Food Poisoning		
	48.00-100.00	DDT Poisoning		
	50.00-100.00	Anemia		
	52.00-100.00	Arsenic		

	52.50-100.00	Staph		
	53.00-100.00	Toxicity		
	55.00-100.00	Inflammation		
	58.00-100.00	Scar Tissue		
	60.00-100.00	Strep		
	62.00-100.00	Bacillus Coli		
	70.00-100.00	Alcohol Poisoning		
	77.00-100.00	Hypotonicity		
	90.00-100.00	Lead		
	82.00-100.00	Algae		
	84.60-100.00	Mercury		
	85.00-100.00	Fungus, Mold		
	90.00-100.00	Fibroid Tumor		
	95.00-100.00	Negative Polarity		

C Analysis Chart

Here, where a Description is marked with the **letter-H**, you want the intensity to be equal to GV or higher. Where the Description is marked with the **letter-L**, you want the intensity to be equal to zero. Balance accordingly.

C Analysis – The Boiler Plate Section

SDR	RATE	DESCRIPTION	INTENSITY READING	MINUTES
	100.00-100.00	Appropriate to run Yes/No?		XXXXXXXXXXXXX
	9.00-49.00	General Vitality		XXXXXXXXXXXXX

Will to live and Reserve Energy are critical to survival!

C Analysis – The Vitality Section

SDR	RATE	DESCRIPTION	INTENSITY READING	MINUTES
	16.50-34.50	Will to Live		
	11.00-100.00	Reserve Energy		
	12.00-22.00	White Light		
	37.00-22.00	Aura Coordination (H)		

C Analysis – The Basics Section (H) and normal

SDR	RATE	DESCRIPTION	INTENSITY READING	MINUTES
	0.00-49.00	Blood		
	6.00-72.00	Antibodies		
	82.00-42.00	Sodium, Left-Handed		
	30.50-67.00	Potassium, Right-Handed		
	26.00-41.00	Alkalinity (H)		

In this section, you will see that there are multiple rates associated with one condition. These are all valid rates for the condition and they must *all* be checked. If this was medical, then only one chemical test would provide a result, but this is *not* medical, it is spiritual, and, as such, there are sometimes multiple energies associated with a condition. Here, where a Description is marked with the **letter-H**, you want the intensity to be equal to GV or higher. Where the Description is marked with the **letter-L**, you want the intensity to be equal to zero. Balance accordingly.

C Analysis – The Markers Section (H) and normal

SDR	RATE	DESCRIPTION	INTENSITY READING	MINUTES
	67.00-58.00	Oxygen (H)		
	60.00-19.75	Respiratory Enzymes Cytochromes (H)		
	48.50-30.00	Respiratory Enzymes Flavoproteins (H)		
	9.00-70.00	Amylase (carbohydrates)		
	31.50-51.50	Amylase (carbohydrates)		
	47.00-10.75	Amylase (carbohydrates)		
	60.25-4.00	Amylase (carbohydrates)		
	38.00-56.00	Lipase (fat)		
	50.00-82.50	Lipase (fat)		
	56.00-80.00	Lipase (fat)		
	73.75-19.75	Nattokinase (fibrin)		
	19.50-78.50	Protease (protein)		
	54.75-54.00	Protease (protein)		
	68.00-41.00	Protease (protein)		
	28.75-26.00	Serratiopeptidase (fibrin)		
	27.00-30.50	Pancreatic Enzymes (H)		
	56.50-43.25	Carboxypeptidase		
	43.20-96.50	Chymotrypsin		
	62.00-29.50	Steapsin		
	7.10-95.00	Trypsin		
	37.00-10.75	Betaine HCL (H)		
	31.75-18.00	HCL Activator (H)		
	48.25-43.00	Brain, Balance & Equilibrium (H)		
	49.00-27.00	Iron (H)		

C Analysis – The Basics Section (L) and normal

SDR	RATE	DESCRIPTION	INTENSITY READING	MINUTES
	43.00-28.00	Aura Distortion (L)		
	34.00-84.00	Acidity (L)		

C Analysis – The Markers Section (L) and normal

Here, where a Description is marked with the **letter-H** you want the intensity to be equal to GV or higher. Where the Description is marked with the **letter-L** you want the intensity to be equal to zero. Balance accordingly.

SDR	RATE	DESCRIPTION	INTENSITY READING	MINUTES
	82.00-0.00	Algae (L)		
	6.00-81.00	Algae (L)		
	31.25-25.50	Free Radicals (L)		
	36.50-25.50	Hydroxyl (L)		
	43.75-8.50	Promine (L)		
	80.00-58.00	Candida (L)		
	79.00-37.00	Fungal Infection (L)		
	38.50-77.50	Aflatoxin (L)		
	69.50-33.00	Aflatoxin (L)		
	45.50-97.76	Sugar (L)		
	40.50-21.00	GML (L)		
	48.00-68.50	Chlorine (L)		
	80.00-0.00	Heavy Metals (L)		
	58.50-58.75	Chemical Toxicity (L)		
	45.50-65.50	Lactic Acid (L)		
	19.00-21.00	Formaldehyde (L)		
	21.00-27.00	Formaldehyde (L)		
	97.75-92.50	EMF (L)		
	41.50-92.50 & 62.50-26.50	Geopathic Stress (L) (two bank rate)		
	21.75-17.20	Shock / Traumatic (L)		
	34.40-58.50	Shock Mental		
	45.00-29.00	Shock Mental		
	10.25-24.00	Trauma (L)		
	10.20-61.30	Stress (L)		
	19.20-68.54	Stress (L)		
	38.00-38.75	Stress (L)		
	43.25-65.00	Fear Future (L)		
	52.00-55.00	Fear Current (L)		
	80.00-21.00	Anger (L)		
	80.00-74.00	Anger (L)		
	62.75-58.00	Anger Blocks		

Psychic Attacks

Standard Procedure for Mandatory Charts: After filling out the salient information on your target, you are going to ask a YES/NO question. You should set the dials to 100.00-0.00; however 0.00-100 also works. The question that you are asking is, "Is it appropriate to run this chart for this target?" Some people phrase this as, "do I have permission to run this chart for this target?" If you get a NO, then move on to the next chart and do the same thing. When you have a multipage chart such as this 3 page Analysis chart the answer is for all 3 pages.

Psychic Attack Section*

Name of Target _____ Age of Target _____ Sex of Target _____

Date and Time _____

(Normally NOW, but if you want the past or future, then put in those dates and times.)

SDR means Single Dial Rate. You will not be using these during this exercise.

Psychic Attack Appropriateness Section

RATE	DESCRIPTION	INTENSITY READING	MINUTES
100.00-0.00	Appropriate	YES/NO	XXXXXXXXXXXXXXXXXX

The next values are critical. These are General Vitality, White Light, Aura Distortion and Auric Bodies. These values determine what you are going to do and how.

Psychic Attack GV, WL, Aura Section

SDR	RATE	DESCRIPTION	INTENSITY READING	MINUTES
	9.00-49.00	General Vitality		XXXXXXXXXXXXXXXXXX
	12.00-22.00	White Light		
	43.00-28.00	Aura Distortion		
	43.00-28.00	Auric Bodies	YES/NO	XXXXXXXXXXXXXXXXXX

Psychic Attack – Dark Forces

Dark Forces are directed negative thinking or negative energy. (The guy who cursed you out!) In Italian this is called Malocchio. It can be caused by emotional outbursts and is not generally in existence long term; however, long-term anger toward the witness can also cause problems. Dark Forces respond rapidly to balancing, although the stronger the negative emotion, the longer it will take to balance. All Dark Forces should be reduced to below 50.

SDR	RATE	DESCRIPTION	INTENSITY	MINUTES
	11.00-21.00	Dark Forces, Negative Thinking, Influences		
	11.50-25.00	Dark Forces, Negative Thinking, Influences		
	16.00-1.00	Dark Forces, Negative Thinking, Influences		
	25.50-0.50	Dark Forces, Negative Thinking, Influences		
	30.00-16.00	Dark Forces, Negative Thinking, Influences & Emotional		
	26.30-28.50	Dark Psychic Forces		

Psychic Attack – Negative Energies

Negative Energies are non-directed and are not caused by people. They are caused by one (or more) of the following: Free floating negative energy fields, vortices, ley lines generated by the Earth, old negative information patterns bound to a location (battle fields, murder locations), and paranormal activity. Reduce the Intensity to below 50.

SDR	RATE	DESCRIPTION	INTENSITY	MINUTES
	20.00-37.00	Implant Receiving, Psychic Attack Accomplished by Dark Force or Negative Blocking Body		
	57.00-63.50	Interference from Multi-dimensional beings, Psychic Attack		
	10.75-35.75	Emotional Psychic Toxins		
	16.25-27.50	Emotional Psychic Toxins		
	17.25-45.50	Emotional Psychic Toxins		
	25.75-26.25	Emotional Psychic Toxins		
	26.50-16.00	Emotional Psychic Toxins		
	36.00-28.00	Emotional Psychic Toxins		
	38.25-28.25	Emotional Psychic Toxins		
	42.75-27.75	Emotional Psychic Toxins		
	26.25-38.25	Emotional Psychic Toxins		
	46.50-28.25	Emotional Psychic Toxins		
	55.75-16.00	Emotional Psychic Toxins		
	56.25-17.50	Emotional Psychic Toxins		
	33.50-32.00	Psychic Numbness		

Psychic Attack – Killer Psychic Forces

These energies are directed and are much stronger than Dark Forces or Negative Energies. They may be the result of extreme emotions (a strong desire to kill someone, extreme long-term anger). They can be caused by mentally-unstable entities, or be wielded in a deliberate, directed and intended manner. Psychic killers for hire (including Radionics operators, curse-and spell-casters, ritual magic practitioners, and other death-magic dealers) often (but not always) operate in this band. Such dark energies can also be caused by discarnate entities, alcoholism, drug abuse, recent emotional stress, and traumatic injury. You must reduce all Intensity values to below 50. This may take a long time. (If you are a beginner and do not get results, seek help.) When potentizing into gems use a RHD rate of 100 for the RHD where indicated to SCAN.

SDR	RATE	DESCRIPTION	INTENSITY	MINUTES
	10.25-34.50	Killer Dark Psychic Force		
	11.50-46.50	Killer Dark Psychic Force		
	21.00-11.00	Killer Dark Psychic Force		
	25.00-21.50	Killer Dark Psychic Force		
SCAN	25.50-SCAN	Killer Dark Psychic Force, Dark Force, Influences		
	26.25-28.50	Killer Dark Psychic Force		
	39.50-69.50	Killer Dark Psychic Force, Thinking		
SCAN	46.50-SCAN	Killer Dark Psychic Force		
	39.00-13.00	Killer Dark Psychic Force, Unknown		

SCAN – Cold-Scan for the RHD rate.

Psychic Attack – Implant Mechanisms

These are complex patterns and are associated with blockage of the seven major chakra centers, reflecting the relationship between the mind and the energetic body of the individual. Broadcasting is necessary to reduce the blocks. Time frame will take from 5 minutes to 4 hours each. Monitor closely. Please note that this chart may not resolve all psychic attack problems. You may need to use cold-scanning and/or other means of defense.

RATE	RATE	DESCRIPTION	INTENSITY	MINUTES
36.50-36.50	21.00-5.50	Negative Entity		
17.25-35.25	15.25-21.25	Receive Germ Broadcast (causes infections)		
5.25-11.25	13.00-18.00	Reception Control Lines		
18.25-36.25	25.25-28.25	Adverse Control of Thoughts & Emotions		
34.50-52.00		Adverse Control of Thoughts & Emotions		
18.25-36.25	25.25-28.25	ALSO USE EACH AS 2-BANK with RHD COLD SCAN #		
34.50-52.00		ALSO USE EACH AS 2-BANK with RHD COLD SCAN #		
20.00-21.00	35.25-15.50	Renewing Miasms (can cause disease)		
18.25-23.00	13.25-27.00	May Cause Arthritis		
90.25-90.00	15.50-28.25	May Cause Cancer		
25.00-58.75	80.50-48.25	May Cause Cancer		
0.25-18.75	31.75-28.25	May Induce Accelerated Aging		
13.00-23.00	29.00-33.25	May Cause Psychosis		
13.00-48.00	29.50-28.50	May Cause Insomnia		
78.25-28.00	28.25-13.00	Affects Assimilation		

28.25-73.25	3.00-95.25	May Cause Lymph Malfunction		
28.25-38.25	10.25-98.25	May Cause Physical Malfunction		
16.00-17.75		May Cause Physical Malfunction		
30.25-18.00	18.25-98.25	Drains White Light		
30.25-13.25	16.00-28.25	Drains Prana/Chi/Life-Force		
28.25-48.25	58.25-33.75	Splits Auric Levels (important if using mind expanding drugs)		
28.25-68.25	45.50-28.25	May Cause Blood Clots		
9.75-6.25	2.75-12.25	May Cause Blood Clots		
8.75-14.25	4.75-74.00	Malefic Planetary Rays		
2.25-21.00	10.75-63.25	Interferes with Consciousness		
11.25-41.75	60.75-48.75	Interferes with the Feeling of Well-Being		
26.00-43.50	72.75-27.25	Physical Malfunction		
38.50-36.40	32.50-41.50	Unites Dark Force & Malefic Planetary Rays		
38.75-32.25	43.50-27.00	Combines Dark Force and Germ Reception		
30.75-34.50	27.00-32.25	May Damage Eyes		
41.50-48.25	39.00-32.75	May Cause Colds and Flu		
38.50-48.50	28.00-16.25	May Cause Malignancies		
19.25-68.00	17.00-13.25	May Cause Malignancies		
26.00-63.25	18.25-47.00	Dark Forces Implant Receptor		
58.25-16.25	22.25-79.00	Reduces Susceptibility to Radiation Exposure		
28.00-38.50	17.25-27.75	May Cause Energy Leakage		
53.50-57.00	50.50-38.50	May Cause TB		
27.75-12.25	8.75-52.50	May Cause Implants to Occur		
72.50-51.60	49.00-89.00	May Susceptibility to Mental Control Mechanisms		

#-Adverse Control of Thoughts & Emotions

Sacred Geometry Auric Repair

Please note: If you did anything at all on the Psychic Attack chart, then this chart is MANDATORY.*

Sacred Geometry Auric Repair Section

Name of Target _____ Age of Target _____ Sex of Target _____

Date and Time _____

(Normally NOW, but if you want the past or future, then put in those dates and times.)

Sacred Geometry Auric Repair Appropriateness Section—No SDR

RATE	DESCRIPTION	INTENSITY READING	MINUTES
100.00-0.00	Appropriate	YES/NO	XXXXXXXXXXXXXXXXXX

On this section of the chart, you want to ensure the Intensity value conforms to the Optimal Value. For example, if the Intensity value for Tetrahedron is 600 and the optimal value is greater than 800, then you need to balance it until the value is over 800. Anything that does not have an optimal value should be over GV. If you are potentizing gems or jewelry, there are no optimal values, just as there is no GV.

Sacred Geometry Auric Repair Platonic Solids & Archimedean Solids

Description	Rate	2nd Rate	Optimal Value	Intensity Value	
				Initial	Final
Platonic Solids					
Tetrahedron	57.25-27		>800		
Hexahedron	92-99		>800		
Octahedron	55-49.50		>800		
Dodecahedron	20.75-93		>800		
Icosahedron	44.75-79		>800		
Icositetrachoron	93.50-79.25		>800		
Icosahedron-Pentagonal-Dodecahedron	56-60.75	74-87.50	>800		
Phi (Golden Ratio)	88.50-85.25		>800		
Archimedean solids					
Cuboctahedron	34-37.25				
Icosidodecahedron	28.50-95.50				
Rhombicuboctahedron	95.50-18.25				
Rhombicosidodecahedron	54.50-29.50				
Rhombi truncated Cuboctahedron	6.25-90.25				
Rhombi truncated Icosidodecahedron	52.50-45				
Snub Cube	77.50-83.25				
Snub Dodecahedron	97-50				
Truncated Cube	47.25-63.25				
Truncated Dodecahedron	83-81				
Truncated Icosahedron	13-92				
Truncated Octahedron	54.50-51.50				
Truncated Tetrahedron	70.50-77.25				

Emotional Balancing Chart

Please note: If you did anything at all on the Psychic Attack chart, then this chart is MANDATORY. This chart shows spiritual-emotional imbalance and the spiritual organs associated.

Emotional Balancing System Section

Name of Target _____ Age of Target _____ Sex of Target _____

Date and Time _____

(Normally NOW, but if you want the past or future, then put in those dates and times.)

Emotional Balancing Appropriateness Section

RATE	DESCRIPTION	INTENSITY READING	INTENSITY VALUE	TIME (D/H/M)
100.00-0.00	Appropriate	YES/NO		

There is not enough room on this chart to put the Intensity Value next to the Rate/Description, so I made a space below each row to write in the Intensity and Balancing Time. You will notice the capital letter-I and the capital letter-M which is short for Intensity and Minutes. Of course if you need more than minutes just cross out the M and use whatever is appropriate (H, D).

You will be testing all of the rates on this chart against General Vitality. You will notice that some of the Associated Emotions have multiple rates. Each rate is separate and each rate must be tested and balanced, if appropriate. You will also notice that some Associated Emotions have more than one description, but the Associated Organ and/or the rates are the same. Basically, this means that any of the associated emotions can manifest, but the cause is the same spiritual imbalance.

When you see something with more than one rate, the Intensity and Minutes will be represented in this way so that there are enough rows to fill in all values. Notice that, under "bladder", there are three rates; therefore, there are three intensities and three time values. This follows though for the rest of the panel.

EXPLANATORY EXAMPLE ONLY – DO NOT USE

Urinary Bladder	0.00-13.00 0.00-26.00 39.00-30.00	Futile Disappointment	26.00-30.00 80.00-43.00	Assured Satisfaction	35.00-42.50 40.00-36.00
I (<i>intensity</i>)	M (<i>minutes</i>)	I	M	I	M
I	M	I	M	I	M
I	M				

Emotional Balancing Section

ORGAN		ASSOCIATED NEGATIVE EMOTION		ASSOCIATED POSITIVE EMOTION	
Adenoids	0.00-36.00	Intolerance	80.00-21.00	Tolerant	41.00-53.50
I	M	I	M	I	M
Adrenal Cortex	33.00-39.00	Irritated	47.00-30.00	Tranquil	54.50-62.00
I	M	I	M	I	M
Adrenal Glands	0.00-46.00	Discouragement	35.30-92.30	Excited	72.00-61.00
I	M	I	M	I	M
Appendix	0.00-66.00 3.00-9.0	Unforgiveness	41.50-54.00	Forgiveness	68.50-53.50
I	M	I	M	I	M
I	M				
Gall Bladder	0.00-35.00 13.00-64.00	Proud	26.25-29.75 80.00-94.00	Humble Brave	34.00-48.50 60.00-93.00
I	M	I	M	I	M
I	M	I	M	I	M
I	M	I	M	I	M
Urinary Bladder	0.00-13.00 0.00-26.00 39.00-30.00	Futile Disappointment	26.00-30.00 80.00-43.00	Assured Satisfaction	35.00-42.50 40.00-36.00
I	M	I	M	I	M
I	M	I	M	I	M
I	M	I	M	I	M
Bones	0.00-21.00	Agitated	67.50-58.00	Peacefulness	72.50-42.50
I	M	I	M	I	M
Breast Lymph	29.60-39.50	Hindered	22.50-48.00	Encouraged	36.50-56.00
I	M	I	M	I	M
Breast Milk Ducts	33.60-25.50	Misjudged Misunderstood	26.75-41.00 36.50-57.50	Respected Understood	36.75-47.00 60.40-73.10
I	M	I	M	I	M
I	M	I	M	I	M
Bronchial	0.00-83.00	Grief for Others	80.00-71.00 28.50-38.00 90.00-8.00	Fellowship	38.25-46.00
I	M	I	M	I	M
I	M	I	M	I	M
I	M	I	M	I	M
Cardiac Valve	16.00-14.00	Unsubmissive	37.50-51.00	Submissive	25.00-29.00
I	M	I	M	I	M
Ascending Colon	0.00-8.00	Forlorn	61.50-55.00	Hopeful	51.50-42.50 70.00-95.00
I	M	I	M	I	M
I	M	I	M	I	M
BLANK	BLANK	BLANK	BLANK	BLANK	BLANK

Descending Colon	0.00-62.00 0.00-90.00	Left Out Impatience	55.50-41.50 51.00-38.50	Included Patience	31.00-53.00 81.20-90.00
I I	M M	I I	M M	I I	M M
Sigmoid Colon	28.75-42.50	Disunited	32.50-61.00	United	50.00-41.00
I	M	I	M	I	M
Transverse Colon	13.00-6.00 17.90-16.20 26.20-10.40	Doubt	34.00-42.00	Certainty	21.00-30.00
I I I	M M M				
Duodenum	0.00-54.00 16.00-25.00	Stingy	27.00-40.00	Cooperative	26.00-37.00
I I	M M				
Ear	40.00-22.00 94.00-24.00	Unsupportive	42.75-43.25	Supportive	53.50-71.00
I I	M M	I	M	I	M
Eye	0.00-18.00	Overwhelmed	29.00-36.50	Successful	43.00-60.50
I	M	I	M	I	M
Gums	0.00-25.50	Self-Condernation	20.00-12.00	Worthy	70.50-50.50
I	M	I	M	I	M
Hair	0.00-50.00	Bothered	28.00-53.00	Involved	47.50-57.50
I	M	I	M	I	M
Heart	0.00-50.00 2.00-76.00	Insecure Worry	29.00-27.00 41.25-22.75 26.00-48.00	Secure Calmness	34.00-47.00 22.00-55.50
I I	M M	I I	M M M	I I	M M
Hypothalamus	0.00-90.50	Undesirable	42.00-68.00	Pleasant	32.50-51.00
I	M	I	M	I	M
Ileocecal Valve	21.00-69.00	Fear Retribution	14.00-30.00 47.75-49.00 35.50-50.50	Love Disciplined	33.00-33.50 43.00-49.00
I	M	I	M M M	I I	M M
Small Intestine	0.00-32.00 0.00-82.00	Unappreciated	35.00-41.00	Appreciated	27.50-40.50
I I	M M	I	M	I	M
BLANK	BLANK	BLANK	BLANK	BLANK	BLANK

Kidney	0.00-23.00 3.00-82.00	At Fault Fear of Disappointment	31.50-31.00 37.50-46.00 80.00-43.00	Steadfast Satisfaction	28.50-42.00 40.00-36.00
I I	M M	I I	M M M	I I	M M
Liver	0.00-29.00 17.00-29.00	Distressed Anger	41.75-43.50 32.00-53.00	Content Pleasant	32.00-51.00 32.50-51.00 38.50-44.50
I I	M M	I I	M M	I I	M M
Lung	0.00-47.00 92.00-83.00	Depressed	10.00-52.00 48.00-51.00 53.00-85.00 3.00-9.00 45.00-29.00 60.00-29.00 5.00-91.00 44.50-39.00	Cheerful	43.00-61.75
I I	M M	I I I I I I I I	M M M M M M M M	I	M

Emotional Balancing Section

ORGAN		ASSOCIATED NEGATIVE EMOTION		ASSOCIATED POSITIVE EMOTION	
Lymph	0.00-17.00 44.00-41.00	Confused	31.50-36.50 38.75-39.00	Confident Love	38.50-49.50 33.00-33.50
I	M	I	M	I	M
I	M	I	M	I	M
Lymph, Femoral	37.00-45.00	Noisy	24.00-62.00	Quiet	61.50-53.00
I	M	I	M	I	M
Lymph, Sublingual	24.00-30.00	Load	34.25-63.50	Competent	42.00-37.50 42.00-30.50
I	M	I	M	I	M
I	M	I	M	I	M
Muscular System	0.00-41.00	Intolerance	80.00-21.00	Tolerance	41.00-53.50
I	M	I	M	I	M
Nose	0.00-23.50	Stinky	36.50-47.00	Pleasant	38.50-44.50
I	M	I	M	I	M
Ovaries Or Testes	0.00-22.00 3.00-54.00 0.00-26.00 37.00-94.00	Unresponsive	54.50-60.00	Responsive	41.00-36.25
I	M	I	M	I	M
I	M	I	M	I	M
I	M	I	M	I	M
I	M	I	M	I	M
Pancreas Blood Sugar	6.00-4.00	Unaccepted	55.00-38.00	Accepted	37.50-47.50
I	M	I	M	I	M
Pancreas Enzymes	27.00-30.50	Sorrow	28.50-38.00 90.00-8.00	Joy	21.50-21.00 56.00-44.50
		Pity	8.00-21.00 17.25-32.00	Grateful	40.00-84.50
I	M	I	M	I	M
I	M	I	M	I	M
I	M	I	M	I	M
I	M	I	M	I	M
Parathyroid	0.00-92.00 86.00-4.00	Jealous	46.00-33.00 58.75-30.00 69.25-58.75	Trust	47.50-38.50
I	M	I	M	I	M
I	M	I	M	I	M
I	M	I	M	I	M
Parotid	0.00-39.00 39.00-24.00	Grouchy	50.00-32.00	Agreeable	84.00-59.00
I	M	I	M	I	M
I	M	I	M	I	M

Pineal	0.00-27.00 16.00-28.00	Speechless	56.00-47.50	Communicative	41.50-51.50
I	M	I	M	I	M
I	M				
Pituitary, Anterior	0.00-65.00	Disappointed	80.00-43.00	Satisfied	40.00-36.00
I	M	I	M	I	M
Pituitary, Posterior	56.00-23.00 45.00-35.75 52.00-28.50 66.25-55.75	Stubborn	27.25-68.50 80.00-2.00	Yielding	35.00-62.50
I	M	I	M	I	M
I	M				
I	M				
I	M				
Pyloric Valve	0.00-38.00	Resentful	80.00-74.00	Appreciative	52.50-49.00
I	M	I	M	I	M
Sinus, Carotid	38.00-38.50	Spiteful	47.50-55.00	Forgiving	49.00-61.50
I	M	I	M	I	M
Skeletal System	25.00-22.00	Guilt	79.50-89.50	Innocent	44.30-90.00
I	M	I	M	I	M
Skin	0.00-97.00	Uneasy	40.00-44.00	Harmonious	54.00-47.50
I	M	I	M	I	M
Spleen	0.00-95.00 4.00-95.00	Uncourageous	32.00-39.00	Courageous	61.00-52.00
I	M				
I	M				
		Resentment	80.00-74.00	Unresentful	80.00-84.10
I	M	I	M	I	M
I	M	I	M	I	M
Stomach	0.00-32.00 77.00-84.00	Unreliable	29.50-37.25	Reliable	19.00-37.25
I	M				
I	M				
		Anxiety	27.75-31.25	Calmness	22.00-55.50
I	M	I	M	I	M
I	M	I	M	I	M
Stomach, HCL	72.00-70.00	Discontent	38.00-32.50	Content	31.00-31.00
I	M				
		Impatient	51.00-38.50	Patient	66.00-81.50
I	M	I	M	I	M
I	M	I	M	I	M
Teeth	0.00-31.50	Decrepit	35.00-46.50	Vitality	76.50-65.50
I	M	I	M	I	M
Thymus	0.00-77.00 59.00-77.00	Troubled	37.75-50.50	Calm	22.00-55.00
I	M				
I	M				
		Discontentment	38.00-32.50	Contentment	31.00-31.00
I	M	I	M	I	M
I	M	I	M	I	M

Thyroid	0.00-98.00 6.00-81.00	Humiliated	31.50-65.50	Serving	35.00-47.00
I	M M	I	M	I	M
Tonsils	0.00-47.50	Timid	24.50-66.25	Bold	36.50-46.00
I	M	I	M	I	M
Uterus	0.00-81.00 10.00-61.00	Unfulfilled	46.00-42.25	Fulfillment	61.50-42.00
Or					
Prostate	0.00-26.00 5.00-91.00				
I	M	I	M	I	M
I	M				
I	M				
I	M				

Heart Analysis Sheet

NAME	RATE	INTENSITY	MINUTES
Permission	100.00-00.00	Yes or No	
GV	9.00-49.00		
White Light	12.00-22.00		
Aura Coordination	37.00-22.00		
Will to Live	16.50-34.50		
Reserve Energy	11.00-100.00		
Blood	0.00-49.00		
Antibodies	6.00-72.00		
Sodium (left)	82.00-42.00		
Potassium (right)	30.50-67.00		
Meridian, Heart	52.00-62.25		
Heart	84.50-65.00		
Heart Constrictor	13.25-33.24		
Spinal Vertebrae, T2	22.30-42.50		
Delawarr, Heart	0.00-70.00		
Heart	2.00-76.00		
Heart	2.00-70.00		
Heart	2.00-70.00		
Heart	20.00-70.00		
Aorta	2.00-98.00		
Arteries	36.50-23.60		
Left Coronary	24.00-12.60		
Interventricular Branch	19.00-12.00		
Right Coronary	11.60-10.10		
Interventricular Branch	31.75-17.00		
Marginal Branch	13.75-10.50		
Atria	14.75-16.75		
Septum	11.25-20.50		
Left	22.75-18.80		
Right	23.60-27.20		
Atria-Ventricular Node	21.25-16.40		
Auricles	14.20-14.60		
Auricular Ventricular	11.75-21.00		
Bundle of His	13.75-12.00		
Endocardium	11.50-11.10		
Connective Tissue	13.50-14.90		
Elastic Fibers	20.00-12.00		
Fossa Ovalis	18.90-16.50		
Lymph Vessels	22.00-27.40		
Deep Plexus	18.75-17.75		
Superficial Plexus	14.20-14.00		
Myocardium	20.00-19.00		

Fibrous Muscular Rings	10.20-22.75		
Longitudinal	10.75-8.50		
Transverse	13.10-4.00		
Nerves	11.25-20.75		
Cardiac Plexus	12.00-22.50		
Deep	22.50-17.20		
Superficial	14.50-15.00		
Pericardium	4.50-12.50 Or 62.00-75.00		
Arteries	13.25-12.75		
Fibrous Sac	18.75-11.25		
Lymph Glands, Mediastinal	27.75-19.50		
Alkalinity	26.00-41.00		
Acidity	34.00-84.00		
Chlorine	37.00-93.00		
Chromium	42.00-92.00		
Chakra, Crown	36.00-56.00		
Brow	10.00-60.00		
Throat	28.00-37.00		
Heart	60.00-66.00		
Heart, Back	70.50-29.50		
Thymus	59.00-64.00		
Thymus, To Activate	52.00-52.00		
Solar Plexus	67.00-16.00		
Sacral	66.00-22.00		
Base	66.00-56.00		
Chakra Support Rate	23.00-25.00		
Nerves	12.40-28.20		
Serous Sac`	3.50-21.75		
Purkinje's Fibers	26.50-18.00		
System	18.20-22.60		
Sino-Auricular Node	12.00-19.50		
Tendon of Infundibulum	30.75-6.40		
Valves	16.00-14.00		
Aortic	8.00-10.60		
Chrodae Tendineae	10.40-12.25		
Mitral	6.40-10.40		
Papillary Muscles	16.40-14.00		
Pulmonary	9.00-5.60		
Tricuspid	11.50-10.00		
Veins	11.00-8.50		
Anterior Cardiac	14.20-16.50		
Coronary Sinus	8.25-10.00		
Valve, Coronary Sinus	12.50-8.30		
Great Cardiac	12.20-9.30		
Left Marginal	13.60-15.30		
Middle Cardiac	7.75-6.50		
Oblique Vein of Left Atrium	13.00-21.00		

Posterior Vein of Left Ventricle	4.75-8.50		
Right Marginal	10.50-8.25		
Small Cardiac	28.00-16.10		
Ventricles	10.75-16.325		
Left	13.50-16.50		
Right	6.60-11.30		
Third	0.00-45.00		
HISTORICAL Delawarr Ventricular Septum Lymphatic System Lymph Glands Mediastinal Draining Heart Pericardium	17.60-18.75		
Thymus	48.80-29.80		

ACES Worksheet - Aura + Chakra + Elimination + Support

Item	Rate	Intensity	Minutes
Appropriateness	100.00-0.00	YES/NO	
GV	9.00-49.00		

Aura

Aura Coordination should equal GV. Aura Distortion should be no greater than 1/10 of Aura Coordination. Balance on rate(s) for recommended time(s) as needed.

Item	Rate	Intensity	Minutes
Aura Coordination	37.00-22.00		
Aura Distortion	43.00-28.00		

Auric Bodies

Dowse YES/NO need of balancing of Auric Bodies. If YES, check intensity for Auric Body. For any Auric Body out of balance with GV, set Auric Body rate on Bank 1, Aura Distortion rate on Bank 2, broadcast for recommended time.

Item	Rate	Intensity	Minutes
Celestial/Causal	17.50-58.00		
Mental	48.00-27.00		
Astral III	68.00-37.00		
Astral II	87.00-69.00		
Astral I	25.00-47.00		
Etheric	49.00-57.00		
Physical	68.00-49.00		

Chakra

All should equal GV. Broadcast on rate(s) for recommended time(s) to increase.

Item	Rate	Intensity	Minutes
Crown	36.00-56.00		
Brow	10.00-60.00		
Throat	28.00-37.00		
Heart	60.00-66.00		
Solar Plexus	67.00-16.00		
Sacrum	66.00-22.00		
Base	66.00-56.00		

Elimination Organs

All should equal GV. Broadcast on rate(s) for recommended time(s) to increase.

Item	Rate	Intensity	Minutes
Kidneys	3.00-82.00		
Spleen	4.00-95.00		
Colon	8.00-72.00		
Liver	17.00-29.00		
Lungs	92.00-83.00		
Skin	0.00-99.00		

Supporting Functions

Dehydration should be below 50. All others should equal GV. Broadcast on rates for recommended times.

Item	Rate`	Intensity	Minutes
Dehydration	62.30-54.50		
Water Mechanism	14.75-91.25		
Alkalinity	26.00-41.00		
Acidity	34.00-84.00		
Pituitary	6.00-87.00		
Adrenals	3.00-9.00		

Brain Fog

On this chart, everywhere you see the (L) symbol, the Intensity value should be zero or as close as possible to zero.

Item	Rate	Intensity	Minutes
General Condition			
General Vitality	9.00-49.00		
White Light	12.00-22.00		
Oxygen	31.50-13.50		
Acidity	34.00-84.00		
Alkalinity	26.00-41.00		
Aura Distortion (L)	43.00-28.00		
Brain			
Frontal Lobe	32.00-61.00 & 71.60-57.00		
Hippocampus	48.70-33.60 & 71.60-57.00		
Occipital Lobe	63.80-33.00 & 71.60-57.00		
Parietal Lobe	38.10-44.70 & 71.60-57.00		
Temporal Lobe	35.10-33.10 & 71.60-57.00		
Thalamus	45.50-34.50 & 71.60-57.00		
Energy Flow			
Energy Flow Rate	50.10-89.00		
Balance Hemispheres	72.50-16.50		
R/L Connection	53.50-26.50		
Protein			
Increase Proteins	44.00-33.00 & 11.00-82.00		
Stimulation			
Overstimulation (L)	76.50-30.50 & 32.25-31.25		
Skeletal			
Horizontal Energy	24.10-45.00		
Vertical Energy	32.00-52.00		
Tension (L)	46.00-15.60		
Memory			
Memory Integration	58.90-45.30 & 24.10-45.00		
Pathways			
Open Pathway	56.00-55.00		
Remove Blocks (L)	83.00-36.50		

Remove Implants (L)	36.50-27.00 & 30.00-32.50		
Remove Restrictions(L)	29.50-41.50 & 45.75-36.50		
Overworked (L)	8.00-67.00 & 49.25-60.25		
Confusion (L)	8.50-81.50		
Fatigue (L)	10.00-53.00		
Radiation (L)	10.25-82.50		
Towers (L)	39.50-55.00		
Utility Disruption (L)	48.00-20.50		
E-Quake (L)	20.50-82.00 & 4.00-71.00		
Supports			
Hydergine	33.50-31.75		
Piracetam	21.00-22.75		
GMTree, Wayfaring	59.30-46.50		
Vitamin B3	40.50-41.00		
Intuitive Thinking	42.00-68.00		
Saturate w/Love	53.00-28.00		
PF, Pipsissewa	56.00-92.30		

Chakra Balancing Worksheet

Instructions:

Note-1: Use this worksheet to complete the chakras – the focal points that receive energy for the purposes of vitalizing the physical body. Note the process begins at Base Chakra and moves upward to Crown Chakra.

Note -2: Check GV and record reading.

Note -3: For each chakra, set “Front” rate on Bank 1, then set each secondary rate (back, petals in, petals out, synchronous) on Bank 2 and check intensity with both banks turned on. Balance on rates for any combination that is below OR above GV.

Note -4: Repeat procedure for each chakra.

Note -5: Check and record GV after all chakra balancing is complete.

Optional: Use reagents, frequencies, or other information noted in “comments” column to enhance balancing.

Item	Rate	Intensity	Minutes	Comments
Base				Note 1
Front	66.00-56.00			Gland: Adrenal
Back	50.00-50.00			Organ: Kidney
Petals In	10.50-28.00			Governs: Spinal Column, Kidneys
Stem	10.50-26.50			Stimulate: Green, Indigo, Violet
Petals Out	22.50-28.00			Calm: Red, Orange, Yellow, Blue
Synchronous	19.00-28.00			Blockage: Green
				Polarity: Negative
				Gem: Ruby
				Frequency: 4 Hz

Item	Rate	Intensity	Minutes	Comments
Sacral				Note 2
Front	66.00-22.00			Gland: Gonads
Back	71.50-64.75			Organ: Reproductive
Petals In	10.50-28.00			Governs: Reproductive System
Stem	10.50-26.50			Stimulate: Red
Petals Out	22.00-28.00			Calm: Orange, Yellow, Green, Blue, Indigo, Violet
Synchronous	19.00-28.00			Blockage: Blue, Violet
				Polarity: Positive
				Gem: Pearl
				Frequency: 6 Hz

Item	Rate	Intensity	Minutes	Comments
Solar Plexus				Note 3
Front	67.00-16.00			Gland: Pancreas
Back	63.00-12.80			Organ: Stomach, Liver
Petals In	10.50-28.00			Governs: Digestive & Nervous System
Stem	10.50-26.50			Stimulate: Red, Orange, Yellow, Green, Violet
Petals Out	22.50-28.00			Calm: Blue, Indigo
Synchronous	19.00-28.00			Blockage: Orange, Yellow, Blue
				Polarity: Negative
				Gem: Coral
				Frequency: 10 Hz

Item	Rate	Intensity	Minutes	Comments
Heart				Note 4
Front	60.00-66.00			Gland: Thymus
Back	70.50-29.50			Organ: Heart
Petals In	10.50-28.00			Governs: Circulatory System
Stem	10.50-26.50			Stimulate: Red, Orange, Indigo, Violet
Petals Out	22.50-28.00			Calm: Yellow, Green, Blue
Synchronous	19.00-28.00			Blockage: Red, Indigo
				Polarity: Positive
				Gem: Emerald
				Frequency: 12 Hz

Item	Rate	Intensity	Minutes	Comments
Throat				Note 5
Front	28.00-37.00			Gland: Thyroid, Parathyroid
Back	61.90-20.75			Organ: Lungs
Petals In	10.50-28.00			Governs: Respiratory System
Stem	10.50-26.50			Stimulate: Red
Petals Out	22.50-28.00			Calm: Orange, Yellow, Green, Blue, Indigo, Violet
Synchronous	19.00-28.00			Blockage: Blue, Violet
				Polarity: Neutral
				Gem: Topaz
				Frequency: 16 Hz

Item	Rate	Intensity	Minutes	Comments
Brow				Note 6
Front	10.00-60.00			Gland: Pituitary
Back	67.50-33.00			Organ: Low Brain, Left Ear, Eye, Nose
Petals In	10.50-28.00			Governs: Nervous System
Stem	10.50-26.50			Stimulate: Red, Orange, Blue, Violet
Petals Out	22.50-28.00			Calm: Indigo, Yellow, Green
Synchronous	19.00-28.00			Blockage: Green
				Polarity: Positive
				Gem: Diamond
				Frequency: 96 Hz

Item	Rate	Intensity	Minutes	Comments
Crown				Note 7
Front	36.00-56.00			Gland: Pineal
Back	54.50-23.25			Organ: Upper Brain, Right Ear, Eye, Nose
Petals In	10.50-28.00			Governs: Brain
Stem	10.50-26.50			Stimulate: Orange, Green, Blue, Indigo
Petals Out	22.50-28.00			Calm: Violet, Red, Yellow
Synchronous	19.00-28.00			Blockage: Indigo, Violet
				Polarity: Neutral
				Gem: Sapphire
				Frequency: 96 Hz

Environmental Sensitivity and Toxicity

Chemicals, Plastics, Metals and Organics

General Properties All should equal GV.

Item	Rate	Intensity	Minutes
GV	9.00-49.00		
Acid/Alkaline Balance (pH)	65.50-48.50		
Acidity	34.00-84.00		
Alkalinity	26.00-41.00		
Hydrogen	10.00-3.50		
Oxygen	31.50-13.50		
Water Mechanism	14.75-91.25		
Water Light	12.00-22.00		

Note: Before balancing against contaminants, it is *strongly* recommended that the aura, chakra, and organs of elimination also be brought into balance *first* to ensure the energetic system is prepared to deal with the release of toxins. See the "ACES" worksheet for more information.

General Contaminants All should equal zero

Item	Rate	Intensity	Minutes
Poison in Chemical	49.25-49.25		
Poison in Drug	38.75-28.75		
Poison in Metal	48.75-48.75		
Poison in Vaccine	28.25-49.25		
Radiation	35.00-39.00		
Radon	39.00-32.50		
Stray Voltage	60.00-61.00		
Unknown (scan for rate)	xx.xx-xx.xx		

Poison in Chemical All should equal zero

Item	Rate	Intensity	Minutes
Ammonia	22.00-32.00		
Arsenic	11.00-52.00		
Arsenic	52.00-100.00		
Azinphos-methyl (Guthion)	36.80-27.50		
Benzene	42.50-43.50		
Bleach	70.25-47.25		
Chlorine	48.00-68.50		
Chloroform	24.00-36.00		
Calcium Sulfate	24.00-26.00		
Diesel Fuel #1	14.50-27.50		
Diesel Fuel #2	17.50-19.50		
Dioxin	44.75-49.90		
Ethylene Dibromide	31.00-61.00		
Fluoride	16.00-81.50		
Formaldehyde	21.00-27.00		
Formaldehyde	19.00-21.00		

Herbicide – General	22.30-94.50		
Gasoline – Unleaded	21.50-24.50		
Gasoline – Super Unleaded	36.50-22.50		
Glyphosate (“Roundup”)	5.50-88.10		
Magnesium Sulfate	43.25-47.00		
Poison in Metal	49.25-49.25		
Methyl N-Butyl (MTBE)	52.75-34.00		
N-Hexane	41.75-22.50		
Nitrates	32.50-16.50		
Nitrites	74.00-60.00		
Nitrogen Salts	21.75-22.25		
Pesticides – General	74.30-24.00		
Phosphates/Sewage	51.00-63.50		
Sodium Sulfate	51.00-39.25		
Sulfates – General	22.40-18.60		
Toluene	62.60-11.00		

Plastics

All should equal zero

Item	Rate	Intensity	Minutes
Bis2-ethylhexyl phthalate	38.75-24.50		
Butyl benzyl phthalate	56.25-29.90		
Di-2 ethylhexyl phthalate	70.25-40.75		
Di-n-butyl phthalate	54.50-24.25		
Di-n-octylphthalate	55.25-38.50		
Diethyl phthalate	25.00-14.50		
Dimethyl phthalate	47.90-19.00		

Poison in Metal

All should equal zero.

Item	Rate	Intensity	Minutes
Poison in metal	48.75-48.75		
Aluminum	16.00-100.00		
Iron	14.00-44.00		
Lead	80.00-100.00		
Mercury	84.60-100.00		
Nickel	41.00-100.00		

Common Organic Contaminants

All should equal zero.

Item	Rate	Intensity	Minutes
Aerobacter aerogenes	55.00-68.00		
Aflatoxins	69.50-33.00		
Cryptosporidium	24.00-13.00		
E. Coli	62.00-100.00		
Fungus	8.50-23.00		
Fungus	9.00-100.00		
Giardia	14.00-12.00		
Grypto	12.50-89.00		

Grytpo	23.00-20.00		
Lepto	71.00-61.00		
Mold	5.50-100.00		
Mold	34.00-100.00		
Mold	35.00-100.00		
Parasites	19.00-100.00		
Proteus bacilli	69.00-20.75		
Staph	20.00-100.00		
Staph	34.00-100.00		
Staph	52.50-100.00		
Staph	89.00-100.00		
Strep	15.00-100.00		
Strep	60.00-100.00		
Virus	2.00-100.00		

Learning

Prime Chakras

Item	Rate	Intensity	Minutes	Notes
GV	9.00-49.00			
Aura Distortion, Clear	43.00-28.00			
Chakra 1 Base	66.00-56.00			Note 1
Chakra 2 Sacral	66.00-22.00			Note 2
Chakra 3 Solar Plexus	67.00-16.00			Note 3
Chakra 4 Heart	60.00-66.00			Note 4
Chakra 5 Throat	28.00-37.00			Note 5
Chakra 6 Brow	10.00-60.00			Note 6
Chakra 7 Crown	36.00-56.00			Note 7

Brain

Item	Rate	Intensity	Minutes	Notes
Basil Ganglia, Area of Learning	29.40-49.50			
Basil Ganglia, Area of Learning	57.20-35.20			
Cerebrum, Main Area of Brain	45.00-50.80			
Dorsal Area, Area of Learning	42.00-59.10			
Dorsomedial Nucleus	63.70-61.30			
Electrical Field Rate Front to Back	50.10-89.00			Note 8
Hands & Writing Across the Midline	29.80-60.10 & 24.10-45.00			
Fore, Cerebral Cortex, Gray Matter	75.80-47.00			
Fore, Hypothalamus, Glands	18.00-42.00			
Frontal Lobe, Increase Memory	71.60-57.00 & 32.00-61.00			
Hippocampus, Increase Memory	71.60-57.00 & 48.70-33.60			
Language Integration	17.30-67.80 & 24.10-45.00			Note 9
Learning, Three Electric Flows	23.50-12.25			Note 10
Build Oxygen to Integration Hearing	31.00-34.70 & 33.30-55.40			Note 11
Math Integration	62.80-64.50 & 24.10-45.00			
Memory Integration	58.90-45.30 & 24.10-45.00			
Neurotransmitter, Support	60.00-72.10			
Parietal Lobe, Increase Memory	71.60-57.00 & 38.10-44.70			
Power to Concentrate	29.43-12.00			Note 12
Reading Integration for the Eyes	37.80-32.10 & 24.10-45.00			Note 13
Tension, General Release	43.80-80.30			
Left Hemisphere	22.50-36.80			Note 14

Limbic System	47.80-79.60			Note 15
Occipital Lobe, Increase Memory	71.60-57.00 & 63.80-33.00			
Reticular Formation	38.50-61.00			
Right Hemisphere	54.50-89.00			Note 16
Temporal Lobe, Increase Memory	71.60-57.00 & 35.10-33.10			
Thalamus, Increase Memory	71.60-57.00 & 40.50-57.00			
Tissue, Increase Proteins	44.00-33.00 & 11.00-82.00			
Saturate All Subtle Fields with Love & White Light	53.00-28.00			
Herb, Gotu Kola, Helps with Learning	66.40-50.82			
Overstimulation, To Remove	76.50-30.50 & 32.25-31.25			
Spinal, Horizontal Energy, Specify Right or Left, Side to Side	24.10-45.00			
Spinal, Vertical Energy, Specify Up or Down	32.00-52.00			
Tissue Salt, (4) Ferrum Phosphate	92.00-96.00 & 49.00-27.00			

Note 1: Adrenals, Spinal Column, Kidneys, Stimulate = Green, Indigo, Violet; Calm=Red, Orange, Yellow, Blue; Blockage=Green; Polarity=Negative; Gem=Ruby; Frequency 4 Hz, Helps with Learning

Note 2: Gonads, Reproductive System, Stimulate = Red; Calm= Orange, Yellow, Green, Blue, Indigo, Violet; Blockage=Blue, Violet; Polarity=Positive; Gem=Pearl; Frequency 6 Hz, Helps with Learning

Note 3: Pancreas, Stomach, Liver, Gall Bladder, Stimulate=Red, Orange, Green, Violet; Calm=Yellow, Blue, Indigo; Blockage=Orange, Yellow, Blue; Polarity=Negative; Gem=Coral; Frequency 10 Hz, Helps with Learning

Note 4: Heart, Thymus, Heart, Blood, Vagus Nerve, Circulator, Stimulate=Red, Orange, Indigo, Violet; Calm=Green, Blue; Blockage=Red, Indigo; Polarity=Positive; Gem=Emerald; Frequency 12 Hz, Helps with Learning

Note 5: Thyroid, Bronchial & Vocal, Parathyroid, Lungs, Stimulate=Red; Calm=Blue, Yellow, Orange, Green, Indigo, Violet; Blockage=Blue, Violet; Polarity=Neutral, Gem=Topaz; Frequency 16 Hz, Helps with Learning

Note 6: Ajna, Pituitary, Low Brain, Left Eye, Ears, Nose, Nerve System, Stimulate=Red, Orange, Blue, Violet; Calm=Indigo, Yellow, Green; Blockage=Green; Polarity=Positive; Gem=Diamond, Frequency 96 Hz, Helps with Learning

Note 7: Pineal; Upper Brain, Right Eye, Stimulate=Orange, Green, Blue, Indigo; Calm=Violet, Red, Yellow; Blockage=Indigo, Violet; Polarity=Neutral; Gem=Sapphire; Frequency 96 Hz, Helps with Learning

Note 8: Energy Flowing From Front to Back Across Midline, Also Line Up Meridians & Chakras, Helps with Learning

Note 9: To Speak with Ease & Flowing Energy with No Blocks, Helps with Learning

Note 10: Balances the Three Electrical Flows Together, Body Balancing

Note 11: Hearing and Hearing Comprehension

Note 12: Focus and Center

Note 13: For Silent Reading, for Reading Out Loud, & for Comprehension of what was Read

Note 14: Use 72.50-61.50 to Balance; Imbalance May Cause Depression; Use 53.50-26.50 To Maintain connection between right & left sides, Helpful with Learning

Note 15: Area of Learning; Area of Emotions

Note 16: Use 72.50-61.50 to Balance; Imbalance May Cause Depression; Use 53.50-26.50 To Maintain connection between right & left sides, Helpful with Learning

Note 17: Phosphate, Ferric, Oxygen Carrier, Helps with Learning, The First Aid Cell Salt, Part of the Composition of Hemoglobin, Gives Strength & Toughness to the Walls of Blood Vessels, Arteries

VITAMINS

General

Item	Rate	Intensity	Minutes	Comments
General Vitality	9.00-49.00			
Nutritional & Metabolic Disorders				
Imbalances	50.00-51.00			
Imbalances				
Hypervitaminosis	39.00-50.00			
Pellagra	53.00-73.00			
Scurvy	9.00-0.00			
Deficiencies	58.00-45.00			
Avitaminosis	69.00-46.00			Caused by a Deficiency of Vitamins


Vitamin

Item	Rate	Intensity	Minutes	Comments
A 1, Retinol	57.00-58.00			Fish Liver Oil, Liver, Green & Yellow Vegetables, Eggs, Carrots, Milk/Dairy
A 2, Carotene	43.00-41.00			All Dairy, Margarine, Yellow Fruits
A, Fat Soluble	86.00-24.00			
B (Complex)	21.50-39.00			Water Soluble, Egg Yolks, Brain, Heart, Green Leafy Vegetables
B (Complex)	32.00-54.00			Yeast, Liver, Wheat Germ & Lecithin
B (Complex)	53.25-55.25			
B 1, Thiamine	61.25-56.25			Water Soluble, Dried Yeast, Rice Husks, Whole Wheat, Oatmeal, Peanuts, Pork, Most Vegetables, Bran Milk
B 2, Riboflavin	44.25-4.50			Water Soluble, Milk, Liver, Kidney, Yeast, Cheese, Leafy Green Vegetables, Fish, Eggs
B 3, Niacin	59.50-39.00			Water Soluble, Liver, Lean Meat, Wheat Germ, Whole Wheat
Nicotienamide				Products, Brewer's Yeast, Kidney, Fish, Eggs, Roasted Peanuts
B 3, Niacin	40.50-41.00			Poultry White Meat, Avocados, Dates, Figs, Prunes
B 3, Niacinimide	45.75-39.50			
B 3, Nicotinic Acid	47.50-32.25			
B 4, Water Soluble	61.00-59.20			
B 5, Calcium	45.00-59.20			Water Soluble, Meat, Whole Grains, Wheat, Bran, Kidney
Pantothenate				Liver, Heart, Green Vegetables, Brewer's Yeast, Nuts, Chicken
B 5, Panthothetic Acid	39.50-39.50			Crude Molasses
B 5, Panthothetic Acid	26.00-96.00			

B 6, Pyridoxine	26.00-47.00			Water Soluble, Brewer's Yeast, Wheat Bran & Germ, Liver, Kidney, Heart, Cantaloupe, Cabbage, Blackstrap Molasses, Milk, Eggs, Beef
B, Inositol	63.75-43.60			Water Soluble, Liver, Brewer's Yeast, Dried Lima Beans, Beef Brains & Heart, Cantaloupe, Grapefruit, Raisins, Wheat Germ, Unrefined Molasses, Peanuts, Cabbage
B, Paba, Para-Amino-Benzoic Acid	66.50-55.60 OR 92.00-36.00			Liver, Brewer's Yeast, Kidney, Whole Grains, Rice, Bran, Wheat Germ, Molasses
B 12, Cobalamin Cyanocobalamin	78.50-58.75			Water Soluble, Liver, Beef, Pork, Eggs, Milk, Cheese, Kidney
B 13, Orotic Acid	31.00-55.25			Water Soluble, Root Vegetables, Whey, Liquid Portion of Soured Curdled Milk
B15, Pangamic Acid	20.00-0.00			Water Soluble, Brewer's Yeast, Whole Brown Rice & Grains, Pumpkin & Sesame Seeds
B17, Laetrile, Amygdalin	66.00-26.50			Water Soluble, Whole Kernels of Apricots, Apples, Cherries, Plums, Peaches & Nectarines
C, Ascorbic Acid	64.25-49.50			Water Soluble, Citrus Fruits, Berries, Green & Leafy Vegetables, Tomatoes, Cauliflower, Potatoes & Sweet Potatoes
C, Cevitamin Acid	69.00-35.00			
C, Cevitamin Acid	79.50-49.50			
Chlorine	45.50-57.25			Water Soluble, Egg Yolks, Brain, Heart, Green Leafy Vegetables, Yeast, Liver, Wheat Germ, & Lecithin
D 1	62.50-22.75			Fat Soluble, Fish Liver Oils, Sardines, Herring, Salmon, Tuna, Milk/Dairy
D 2	25.00-32.00			All Dairy
D 3	30.50-26.00			
D 4	39.75-35.40			
D Complex	43.75-29.00			
D	32.00-53.00			
E	76.00-79.00			Fat Soluble, Wheat Germ, Soybeans, Vegetable Oils, Broccoli
E, Liquid 28,000 IU	54.50-55.75			Brussels Sprouts, Leafy Greens, Eggs, Spinach, Enriched Flour
E Tocopherol	46.20-4.20			Whole Grain Wheat Cereals
F Linoleic, Linolenic Arachidonic	57.00-32.50 OR 70.00-84.00			Vegetable Oils (Wheat Germ, Linseed, Sunflower, Safflower, Peanut, Soybean) Peanuts, Sunflower Seeds, Walnuts, Pecans, Almonds, Avocados
G (Riboflavin)	29.80-34.50 OR 70.00-84.00			

H Biotin	62.00-55.90			Water Soluble, Nuts, Fruits, Brewer's Yeast, Beef, Liver, Egg Yolk
Coenzyme R	54.50-21.75			Milk, Kidney, Unpolished Rice
K1	19.50-30.00			Fat Soluble, Yogurt, Alfalfa, Egg Yolk. Safflower, Soybean, Fish Liver
K2	20.75-22.50			Oils, Kelp, Leafy Green Vegetables
M Folic Acid	64.75-40.00			Water Soluble, Deep Green Leafy Vegetables, Carrots, Tortula Yeast, Liver, Egg Yolk, Cantaloupe, Apricots, pumpkins, Avocados, Beans, Whole Wheat, Dark Rye Flour
P (C-Complex), Citrus, Rutin, Bioflavonoids, Hesperidin	54.25-49.50			Water Soluble, White Skin & Segment Part of Citrus Fruit (Lemons, Oranges, Grapefruit), Apricots, Buckwheat, Blackberries, Cherries, Rose Hips
T	39.60-40.20			Sesame Seeds, Egg Yolks
U	47.25-72.75			Raw Cabbage

Th-Th-That's All Folks!
Porky Pig, The Looney Tunes Show



End of Document